

Mayor George Deiss  
Council Member Jessie Gibbs  
Council Member Mark Lunde  
Council Member Wade Miller  
Council Member Dan Sartell



Something is happening here....

**City Council Meeting  
September 12, 2023  
5:00 PM**

**Agenda**

**1. Call to Order**

- A. Pledge of Allegiance

**2. Roll Call**

**3. Consent Calendar**

Notice to Public – All matters listed on the consent agenda are considered routine by the Council and will be enacted by one motion. There will be no separate discussion of these items unless good cause is shown prior to the time the Council votes on the motion to adopt the consent agenda.

- A. Claims as Presented for Payment
- B. City Administrator's Financial Report
- C. City Council Minutes
  - 1. July 17, 2023, Special Meeting
  - 2. July 31, 2023, Special Meeting
  - 3. August 8, 2023, Regular Meeting
- D. Resolution 2023-27: Appoint Michelle Silvers to WDA Board
- E. Action Memorandum 23-74: Lakeland Lawn Service Peddlers License Application
- F. Action Memorandum 23-75: Wadena Fire Relief Assn Gambling, November 17, 2023

**4. New Business**

- A. Resolution 2023-28: Proposed 2024 General Fund Tax Levy
- B. Resolution 2023-29: WDA Mandatory Tax Levy

- C. Resolution 2023-30: WDA Discretionary Tax Levy
- D. Resolution 2023-31: HRA Tax Levy
- E. Resolution 2023-32: Conditional Use Permit to Construct Retail Diesel Fuel Pumps, Underground Storage Tanks and Canopy within the Central Business Zoning District
- F. Action Memorandum 23-76: Public Works Dept Mechanic Hire
- G. Action Memorandum 23-77: 2023 Street Overlay Bids
- H. Action Memorandum 23-78: Electric Department Hybrid Vehicle Purchase
- I. Action Memorandum 23-79: Library Meeting Room Use Policy
- J. Action Memorandum 23-80: Public Works Director Interim Pay
- K. Action Memorandum 23-81: Finance Director Position
- L. Action Memorandum 23-82: David Drown Associates Proposal for Job Classification and Compensation Service

## **5. Meeting Open to the Public**

## **6. Department Reports**

- A. Public Works Department
  - 1. Park Board Minutes
- B. Utilities Department
- C. Wadena Development Authority and Planning & Zoning
- D. Police Department
  - 1. August Activity Report
- E. Fire Department
- F. Wadena Liquor Store
- G. Maslowski Wellness & Research Center
- H. Whitetail Run Golf Course
- I. City Administrator
- J. Mayor's Report

## **7. Upcoming Meetings**

- A. October 10, 2023, Regular City Council Meeting
- B. October 10, 2023, Highway 10 Final Layout Public Hearing

## **8. Adjournment**

VENDOR NAME	DATE	DESCRIPTION	FUND	DEPARTMENT	AMOUNT
A W RESEARCH LAB INC	8/25/23	A W RESEARCH LAB INC	WATER FUND	WTR PURIFICATION EXPEN	<u>135.00</u>
				TOTAL:	135.00
A.F.L.A.C.	8/31/23	AFLAC-AT	GENERAL FUND	NON-DEPARTMENTAL	59.68
	8/31/23	AFLAC-PT	GENERAL FUND	NON-DEPARTMENTAL	47.67
	8/31/23	AFLAC-AT	SEWER FUND	NON-DEPARTMENTAL	8.69
	8/31/23	AFLAC-PT	SEWER FUND	NON-DEPARTMENTAL	144.50
	8/31/23	AFLAC-AT	GOLF FUND	NON-DEPARTMENTAL	3.50
	8/31/23	AFLAC-AT	ELECTRIC FUND	NON-DEPARTMENTAL	78.94
	8/31/23	AFLAC-PT	ELECTRIC FUND	NON-DEPARTMENTAL	1.26
	8/31/23	AFLAC-AT	WATER FUND	NON-DEPARTMENTAL	69.86
	8/31/23	AFLAC-PT	WATER FUND	NON-DEPARTMENTAL	1.26
	8/31/23	AFLAC-AT	LIQUOR FUND	NON-DEPARTMENTAL	3.50
	8/31/23	AFLAC-AT	WELLNESS CENTER	NON-DEPARTMENTAL	<u>3.50</u>
				TOTAL:	422.36
AARON SCHILLER	8/31/23	AARON SCHILLER	GENERAL FUND	POLICE DEPARTMENT	31.62
	8/31/23	AARON SCHILLER	GENERAL FUND	POLICE DEPARTMENT	<u>147.76</u>
				TOTAL:	179.38
ABSOLUTE ICE	8/11/23	ABSOLUTE ICE	LIQUOR FUND	MERCHANDISE PURCHASES	481.10
	8/11/23	ABSOLUTE ICE	LIQUOR FUND	MERCHANDISE PURCHASES	389.00
	8/31/23	ABSOLUTE ICE	LIQUOR FUND	MERCHANDISE PURCHASES	240.50
	8/31/23	ABSOLUTE ICE	LIQUOR FUND	MERCHANDISE PURCHASES	261.60
	8/31/23	ABSOLUTE ICE	LIQUOR FUND	MERCHANDISE PURCHASES	<u>222.10</u>
				TOTAL:	1,594.30
AFSCME COUNCIL 65	8/03/23	UNION DUES	GENERAL FUND	NON-DEPARTMENTAL	<u>503.20</u>
				TOTAL:	503.20
ALEXANDRIA GOLF CARS LLC	8/11/23	ALEXANDRIA GOLF CARS LLC	GOLF FUND	ADMIN & GENERAL	3,200.00
	8/31/23	ALEXANDRIA GOLF CARS LLC	GOLF FUND	ADMIN & GENERAL	<u>2,850.00</u>
				TOTAL:	6,050.00
ARVIG	8/11/23	ARVIG	GENERAL FUND	LEGISLATIVE	109.18
	8/11/23	ARVIG	GENERAL FUND	PLANNING & ZONING	43.47
	8/11/23	ARVIG	GENERAL FUND	PLANNING & ZONING	13.56
	8/11/23	ARVIG	GENERAL FUND	POLICE DEPARTMENT	91.80
	8/11/23	ARVIG	GENERAL FUND	FIRE DEPARTMENT	6.26
	8/11/23	ARVIG	GENERAL FUND	FIRE DEPARTMENT	41.80
	8/11/23	ARVIG	GENERAL FUND	GENERAL ROADWAY MAINTEN	84.53
	8/11/23	ARVIG	GENERAL FUND	STREET SHOP MAINTENANC	79.82
	8/11/23	ARVIG	GENERAL FUND	CAMPGROUND	170.00
	8/11/23	ARVIG	GENERAL FUND	LIBRARY	34.86
	8/11/23	ARVIG	GENERAL FUND	AIRPORT	<u>110.43</u>

VENDOR NAME	DATE	DESCRIPTION	FUND	DEPARTMENT	AMOUNT
	8/11/23	ARVIG	WATER FUND	ADMIN & GENERAL	180.92
	8/11/23	ARVIG	LIQUOR FUND	BUILDING MAINTENANCE	34.72
	8/11/23	ARVIG	LIQUOR FUND	BUILDING MAINTENANCE	5.65
	8/11/23	ARVIG	LIQUOR FUND	BUILDING MAINTENANCE	103.40
	8/11/23	ARVIG	WELLNESS CENTER	ADMIN & GENERAL	<u>523.08</u>
				TOTAL:	2,384.86
BALANCED BY MELISSA	8/11/23	BALANCED BY MELISSA	WELLNESS CENTER	ADMIN & GENERAL	<u>280.00</u>
				TOTAL:	280.00
BARRACUDA NETWORKS, INC.	8/18/23	BARRACUDA NETWORKS, INC.	ELECTRIC FUND	ADMIN & GENERAL	<u>3,713.49</u>
				TOTAL:	3,713.49
BEARINGS & MORE	8/11/23	BEARINGS & MORE	GENERAL FUND	PARKS	47.20
	8/11/23	BEARINGS & MORE	GENERAL FUND	PARKS	61.32
	8/11/23	BEARINGS & MORE	SEWER FUND	WASTEWATER TREATMENT P	13.00
	8/11/23	BEARINGS & MORE	WATER FUND	WTR PURIFICATION EXPEN	12.50
	8/11/23	BEARINGS & MORE	WATER FUND	WTR PURIFICATION EXPEN	13.50
	8/11/23	BEARINGS & MORE	WATER FUND	WTR PURIFICATION EXPEN	<u>21.00</u>
				TOTAL:	168.52
BELLBOY CORPORATION	8/31/23	BELLBOY CORPORATION	LIQUOR FUND	MERCHANDISE PURCHASES	547.95
	8/31/23	BELLBOY CORPORATION	LIQUOR FUND	MERCHANDISE PURCHASES	<u>2,872.21</u>
				TOTAL:	3,420.16
BERGSETH BROS.CO.INC.-CORP.	8/31/23	BERGSETH BROS.CO.INC.-CORP	LIQUOR FUND	MERCHANDISE PURCHASES	<u>290.37</u>
				TOTAL:	290.37
BERNICK'S	8/11/23	BERNICK'S	LIQUOR FUND	MERCHANDISE PURCHASES	1,999.60
	8/11/23	BERNICK'S	LIQUOR FUND	MERCHANDISE PURCHASES	176.50
	8/31/23	BERNICK'S	LIQUOR FUND	MERCHANDISE PURCHASES	3,090.80
	8/31/23	BERNICK'S	LIQUOR FUND	MERCHANDISE PURCHASES	<u>162.20</u>
				TOTAL:	5,429.10
BEVERAGE WHOLESALERS INC	8/11/23	BEVERAGE WHOLESALERS INC	GOLF FUND	MERCHANDISE PURCHASES	63.85
	8/25/23	BEVERAGE WHOLESALERS INC	GOLF FUND	MERCHANDISE PURCHASES	75.05
	8/25/23	BEVERAGE WHOLESALERS INC	GOLF FUND	MERCHANDISE PURCHASES	174.10
	8/11/23	BEVERAGE WHOLESALERS INC	LIQUOR FUND	MERCHANDISE PURCHASES	5,938.74
	8/11/23	BEVERAGE WHOLESALERS INC	LIQUOR FUND	MERCHANDISE PURCHASES	13.80-
	8/11/23	BEVERAGE WHOLESALERS INC	LIQUOR FUND	MERCHANDISE PURCHASES	6,052.20
	8/11/23	BEVERAGE WHOLESALERS INC	LIQUOR FUND	MERCHANDISE PURCHASES	12.36-
	8/31/23	BEVERAGE WHOLESALERS INC	LIQUOR FUND	MERCHANDISE PURCHASES	2,983.15
	8/31/23	BEVERAGE WHOLESALERS INC	LIQUOR FUND	MERCHANDISE PURCHASES	<u>3,843.70</u>
				TOTAL:	19,104.63

VENDOR NAME	DATE	DESCRIPTION	FUND	DEPARTMENT	AMOUNT
				TOTAL:	17,410.50
BORDER STATES ELECTRIC	8/11/23	BORDER STATES ELECTRIC	ELECTRIC FUND	MNT - UG LINES	51.76
	8/11/23	BORDER STATES ELECTRIC	ELECTRIC FUND	MNT OF GENERAL PLANT	333.52
				TOTAL:	385.28
BPS CAPITAL MANAGEMENT, INC.	8/25/23	BPS CAPITAL MANAGEMENT, IN	GENERAL FUND	NON-DEPARTMENTAL	82.92
	8/25/23	BPS CAPITAL MANAGEMENT, IN	WDA REVOLVING LOAN	NON-DEPARTMENTAL	24.01
	8/25/23	BPS CAPITAL MANAGEMENT, IN	WDA LOAN FUND	NON-DEPARTMENTAL	1.24
	8/25/23	BPS CAPITAL MANAGEMENT, IN	UNRESTRICTED MIF R	NON-DEPARTMENTAL	4.97
	8/25/23	BPS CAPITAL MANAGEMENT, IN	MIF REVOLVING LOAN	NON-DEPARTMENTAL	1.24
	8/25/23	BPS CAPITAL MANAGEMENT, IN	MIF RLF #2	NON-DEPARTMENTAL	25.25
	8/25/23	BPS CAPITAL MANAGEMENT, IN	SCDG COMMERCIAL FU	NON-DEPARTMENTAL	2.90
	8/25/23	BPS CAPITAL MANAGEMENT, IN	SCDG HOUSING FUND	NON-DEPARTMENTAL	2.65
	8/25/23	BPS CAPITAL MANAGEMENT, IN	INNOVATIVE MIF RLF	NON-DEPARTMENTAL	1.66
	8/25/23	BPS CAPITAL MANAGEMENT, IN	KERN MIF LOAN	NON-DEPARTMENTAL	1.66
	8/25/23	BPS CAPITAL MANAGEMENT, IN	G.O. REFUNDING BON	NON-DEPARTMENTAL	3.73
	8/25/23	BPS CAPITAL MANAGEMENT, IN	PFA NOTES OF 2015	NON-DEPARTMENTAL	84.44
	8/25/23	BPS CAPITAL MANAGEMENT, IN	CAPITAL PROJECTS F	NON-DEPARTMENTAL	107.63
	8/25/23	BPS CAPITAL MANAGEMENT, IN	SEWER/WATER CIP	NON-DEPARTMENTAL	135.36
	8/25/23	BPS CAPITAL MANAGEMENT, IN	GOLF FUND	NON-DEPARTMENTAL	2.48
	8/25/23	BPS CAPITAL MANAGEMENT, IN	ELECTRIC FUND	NON-DEPARTMENTAL	535.30
	8/25/23	BPS CAPITAL MANAGEMENT, IN	WATER FUND	NON-DEPARTMENTAL	19.04
	8/25/23	BPS CAPITAL MANAGEMENT, IN	LIQUOR FUND	NON-DEPARTMENTAL	32.03
				TOTAL:	1,068.51
BREAKTHRU BEVERAGE MINNESOTA	8/11/23	BREAKTHRU BEVERAGE MINNESO	LIQUOR FUND	MERCHANDISE PURCHASES	2,500.84
	8/11/23	BREAKTHRU BEVERAGE MINNESO	LIQUOR FUND	MERCHANDISE PURCHASES	41.49
	8/11/23	BREAKTHRU BEVERAGE MINNESO	LIQUOR FUND	MERCHANDISE PURCHASES	2,277.45
	8/11/23	BREAKTHRU BEVERAGE MINNESO	LIQUOR FUND	MERCHANDISE PURCHASES	53.65
	8/11/23	BREAKTHRU BEVERAGE MINNESO	LIQUOR FUND	MERCHANDISE PURCHASES	3,545.45
	8/11/23	BREAKTHRU BEVERAGE MINNESO	LIQUOR FUND	MERCHANDISE PURCHASES	59.67
	8/11/23	BREAKTHRU BEVERAGE MINNESO	LIQUOR FUND	MERCHANDISE PURCHASES	1.85
	8/31/23	BREAKTHRU BEVERAGE MINNESO	LIQUOR FUND	MERCHANDISE PURCHASES	272.85
	8/31/23	BREAKTHRU BEVERAGE MINNESO	LIQUOR FUND	MERCHANDISE PURCHASES	7.40
	8/31/23	BREAKTHRU BEVERAGE MINNESO	LIQUOR FUND	MERCHANDISE PURCHASES	4,197.35
	8/31/23	BREAKTHRU BEVERAGE MINNESO	LIQUOR FUND	MERCHANDISE PURCHASES	84.18
	8/31/23	BREAKTHRU BEVERAGE MINNESO	LIQUOR FUND	MERCHANDISE PURCHASES	1,169.76
	8/31/23	BREAKTHRU BEVERAGE MINNESO	LIQUOR FUND	MERCHANDISE PURCHASES	23.13
	8/31/23	BREAKTHRU BEVERAGE MINNESO	LIQUOR FUND	MERCHANDISE PURCHASES	2,819.98
	8/31/23	BREAKTHRU BEVERAGE MINNESO	LIQUOR FUND	MERCHANDISE PURCHASES	58.74
	8/11/23	BREAKTHRU BEVERAGE MINNESO	LIQUOR FUND	MERCHANDISE PURCHASES	622.77-
	8/11/23	BREAKTHRU BEVERAGE MINNESO	LIQUOR FUND	MERCHANDISE PURCHASES	13.10-
	8/11/23	BREAKTHRU BEVERAGE MINNESO	LIQUOR FUND	MERCHANDISE PURCHASES	171.00
	8/11/23	BREAKTHRU BEVERAGE MINNESO	LIQUOR FUND	MERCHANDISE PURCHASES	1.85-

VENDOR NAME	DATE	DESCRIPTION	FUND	DEPARTMENT	AMOUNT
				TOTAL:	<u>234.99</u>
CANNON TECHNOLOGIES INC	8/11/23	CANNON TECHNOLOGIES INC	ELECTRIC FUND	OPER - LOAD MGMNT EXPE	4,281.00
	8/11/23	CANNON TECHNOLOGIES INC	ELECTRIC FUND	MNT - LOAD MANAGEMENT	<u>2,624.25</u>
				TOTAL:	<u>6,905.25</u>
CANON FINANCIAL SERVICES INC	8/31/23	CANON FINANCIAL SERVICES I	GENERAL FUND	POLICE DEPARTMENT	<u>40.56</u>
				TOTAL:	<u>40.56</u>
CARDMEMBER SERVICES	8/25/23	CARDMEMBER SERVICES	GENERAL FUND	ACCOUNTING	8.00
	8/25/23	CARDMEMBER SERVICES	GENERAL FUND	PLANNING & ZONING	34.10
	8/25/23	CARDMEMBER SERVICES	GENERAL FUND	PLANNING & ZONING	11.37
	8/25/23	CARDMEMBER SERVICES	GENERAL FUND	POLICE DEPARTMENT	8.56
	8/25/23	CARDMEMBER SERVICES	GENERAL FUND	POLICE DEPARTMENT	299.00
	8/25/23	CARDMEMBER SERVICES	GENERAL FUND	POLICE DEPARTMENT	75.00
	8/25/23	CARDMEMBER SERVICES	GENERAL FUND	POLICE DEPARTMENT	75.00
	8/25/23	CARDMEMBER SERVICES	GENERAL FUND	FIRE DEPARTMENT	100.00
	8/25/23	CARDMEMBER SERVICES	GENERAL FUND	PLAYGROUNDS	382.26
	8/25/23	CARDMEMBER SERVICES	GENERAL FUND	LIBRARY	64.20
	8/25/23	CARDMEMBER SERVICES	GENERAL FUND	LIBRARY	9.74
	8/25/23	CARDMEMBER SERVICES	GENERAL FUND	LIBRARY	25.98
	8/25/23	CARDMEMBER SERVICES	GENERAL FUND	UNALLOCATED	64.38
	8/25/23	CARDMEMBER SERVICES	GOLF FUND	COURSE MAINTENANCE EXP	175.15
	8/25/23	CARDMEMBER SERVICES	GOLF FUND	COURSE MAINTENANCE EXP	20.78
	8/25/23	CARDMEMBER SERVICES	GOLF FUND	ADMIN & GENERAL	27.57
	8/25/23	CARDMEMBER SERVICES	GOLF FUND	ADMIN & GENERAL	13.96
	8/25/23	CARDMEMBER SERVICES	ELECTRIC FUND	ADMIN & GENERAL	15.23
	8/25/23	CARDMEMBER SERVICES	ELECTRIC FUND	SCHOOLS, MTGS & TRAVEL	45.06
	8/25/23	CARDMEMBER SERVICES	LIQUOR FUND	MANAGER EXPENSES	21.42
	8/25/23	CARDMEMBER SERVICES	WELLNESS CENTER	ADMIN & GENERAL	77.41
	8/25/23	CARDMEMBER SERVICES	WELLNESS CENTER	ADMIN & GENERAL	2.88
	8/25/23	CARDMEMBER SERVICES	WELLNESS CENTER	ADMIN & GENERAL	20.79
	8/25/23	CARDMEMBER SERVICES	WELLNESS CENTER	ADMIN & GENERAL	<u>23.00</u>
				TOTAL:	<u>1,600.84</u>
CARLOS CREEK WINERY	8/31/23	CARLOS CREEK WINERY	LIQUOR FUND	MERCHANDISE PURCHASES	<u>1,488.00</u>
				TOTAL:	<u>1,488.00</u>
CAROL DANIELSON	8/11/23	CAROL DANIELSON	GENERAL FUND	CAMPGROUND	<u>405.08</u>
				TOTAL:	<u>405.08</u>
CENTER FOR ENERGY & ENVIRONMENT	8/31/23	CENTER FOR ENERGY & ENVIRO	CAPITAL PROJECTS F	PROJECTS	<u>2,850.00</u>
				TOTAL:	<u>2,850.00</u>
CENTRAL MINNESOTA HOUSING PARTNERSHIP	8/25/23	CENTRAL MINNESOTA HOUSING	DTED SMALL CITIES	GENERAL ADMIN EXPENSE	<u>3,521.25</u>

VENDOR NAME	DATE	DESCRIPTION	FUND	DEPARTMENT	AMOUNT
	8/31/23	HSA EE CONTRIBUTIONS	WATER FUND	NON-DEPARTMENTAL	420.78
	8/03/23	HSA EE CONTRIBUTIONS	LIQUOR FUND	NON-DEPARTMENTAL	203.48
	8/31/23	HSA EE CONTRIBUTIONS	LIQUOR FUND	NON-DEPARTMENTAL	203.34
	8/03/23	HSA EE CONTRIBUTIONS	WELLNESS CENTER	NON-DEPARTMENTAL	17.73
	8/31/23	HSA EE CONTRIBUTIONS	WELLNESS CENTER	NON-DEPARTMENTAL	17.59
				TOTAL:	6,734.62
CITY OF WADENA	8/11/23	CITY OF WADENA	GENERAL FUND	PLANNING & ZONING	91.80
	8/11/23	CITY OF WADENA	GENERAL FUND	PLANNING & ZONING	72.33
	8/11/23	CITY OF WADENA	GENERAL FUND	CITY HALL MAINTENANCE	623.90
	8/22/23	CITY OF WADENA	GENERAL FUND	POLICE DEPARTMENT	288.47
	8/11/23	CITY OF WADENA	GENERAL FUND	POLICE DEPARTMENT	0.05
	8/11/23	CITY OF WADENA	GENERAL FUND	POLICE DEPARTMENT	375.65
	8/22/23	CITY OF WADENA	GENERAL FUND	FIRE DEPARTMENT	257.03
	8/22/23	CITY OF WADENA	GENERAL FUND	FIRE DEPARTMENT	288.47
	8/22/23	CITY OF WADENA	GENERAL FUND	FIRE DEPARTMENT	37.00
	8/11/23	CITY OF WADENA	GENERAL FUND	FIRE DEPARTMENT	3.12
	8/22/23	CITY OF WADENA	GENERAL FUND	STREET SHOP MAINTENANC	567.93
	8/11/23	CITY OF WADENA	GENERAL FUND	STREET SHOP MAINTENANC	5.65
	8/11/23	CITY OF WADENA	GENERAL FUND	STREET SHOP MAINTENANC	25.71
	8/22/23	CITY OF WADENA	GENERAL FUND	SKATING RINKS	41.41
	8/22/23	CITY OF WADENA	GENERAL FUND	SKATING RINKS	925.45
	8/22/23	CITY OF WADENA	GENERAL FUND	PLAYGROUNDS	269.96
	8/22/23	CITY OF WADENA	GENERAL FUND	PLAYGROUNDS	60.26
	8/22/23	CITY OF WADENA	GENERAL FUND	PLAYGROUNDS	17.00
	8/22/23	CITY OF WADENA	GENERAL FUND	PLAYGROUNDS	14.00
	8/22/23	CITY OF WADENA	GENERAL FUND	PLAYGROUNDS	19.99
	8/22/23	CITY OF WADENA	GENERAL FUND	PLAYGROUNDS	68.00
	8/22/23	CITY OF WADENA	GENERAL FUND	WADING POOL EXPENSES	1,529.80
	8/22/23	CITY OF WADENA	GENERAL FUND	WADING POOL EXPENSES	408.68
	8/22/23	CITY OF WADENA	GENERAL FUND	CAMPGROUND	21.96
	8/22/23	CITY OF WADENA	GENERAL FUND	CAMPGROUND	1,079.93
	8/22/23	CITY OF WADENA	GENERAL FUND	CAMPGROUND	842.10
	8/22/23	CITY OF WADENA	GENERAL FUND	PARKS	589.57
	8/22/23	CITY OF WADENA	GENERAL FUND	PARKS	15.76
	8/22/23	CITY OF WADENA	GENERAL FUND	PARKS	21.47
	8/22/23	CITY OF WADENA	GENERAL FUND	PARKS	29.27
	8/22/23	CITY OF WADENA	GENERAL FUND	PARKS	94.73
	8/22/23	CITY OF WADENA	GENERAL FUND	PARKS	95.21
	8/22/23	CITY OF WADENA	GENERAL FUND	PARKS	63.23
	8/22/23	CITY OF WADENA	GENERAL FUND	PARKS	84.38
	8/22/23	CITY OF WADENA	GENERAL FUND	PARKS	32.80
	8/22/23	CITY OF WADENA	GENERAL FUND	PARKS	332.71
	8/22/23	CITY OF WADENA	GENERAL FUND	LIBRARY	784.97
	8/22/23	CITY OF WADENA	GENERAL FUND	LIBRARY	470.85

VENDOR NAME	DATE	DESCRIPTION	FUND	DEPARTMENT	AMOUNT
	8/22/23	CITY OF WADENA	SEWER FUND	WASTEWATER TREATMENT P	4,201.38
	8/11/23	CITY OF WADENA	SEWER FUND	WASTEWATER TREATMENT P	1.20
	8/11/23	CITY OF WADENA	GOLF FUND	ADMIN & GENERAL	183.03
	8/11/23	CITY OF WADENA	ELECTRIC FUND	CUSTOMER RECORDS	139.95
	8/11/23	CITY OF WADENA	ELECTRIC FUND	CUSTOMER RECORDS	1,609.26
	8/11/23	CITY OF WADENA	ELECTRIC FUND	ADMIN & GENERAL	11.10
	8/11/23	CITY OF WADENA	ELECTRIC FUND	ADMIN & GENERAL	3,053.01
	8/22/23	CITY OF WADENA	WATER FUND	POWER & PUMPING EXPENS	3,987.28
	8/22/23	CITY OF WADENA	WATER FUND	POWER & PUMPING EXPENS	8,895.68
	8/11/23	CITY OF WADENA	LIQUOR FUND	MANAGER EXPENSES	4.86
	8/22/23	CITY OF WADENA	LIQUOR FUND	BUILDING MAINTENANCE	926.87
	8/22/23	CITY OF WADENA	WELLNESS CENTER	ADMIN & GENERAL	10,811.31
	8/11/23	CITY OF WADENA	WELLNESS CENTER	ADMIN & GENERAL	<u>11.37</u>
				TOTAL:	44,881.72
CIVIC PLUS INC.	8/11/23	CIVIC PLUS INC.	GENERAL FUND	LEGISLATIVE	926.10
	8/11/23	CIVIC PLUS INC.	SEWER FUND	WASTEWATER TREATMENT P	363.83
	8/11/23	CIVIC PLUS INC.	ELECTRIC FUND	ENERGY CONSERVATION	926.10
	8/11/23	CIVIC PLUS INC.	WATER FUND	ADMIN & GENERAL	363.83
	8/11/23	CIVIC PLUS INC.	LIQUOR FUND	MANAGER EXPENSES	<u>727.64</u>
				TOTAL:	3,307.50
CONSTELLATION NEWENERGY - GAS DIVISION	8/18/23	GAS CHARGES	WELLNESS CENTER	ADMIN & GENERAL	<u>2,934.15</u>
				TOTAL:	2,934.15
COPPER TRAIL BREWING CO.	8/31/23	COPPER TRAIL BREWING CO.	LIQUOR FUND	MERCHANDISE PURCHASES	<u>187.56</u>
				TOTAL:	187.56
CORE & MAIN LP	8/25/23	CORE & MAIN LP	WATER FUND	WTR DISTRIBUTION EXPEN	<u>80.20</u>
				TOTAL:	80.20
CULLIGAN WATER CONDITION	8/11/23	CULLIGAN WATER CONDITION	GENERAL FUND	FIRE DEPARTMENT	506.00
	8/11/23	CULLIGAN WATER CONDITION	WELLNESS CENTER	ADMIN & GENERAL	<u>154.75</u>
				TOTAL:	660.75
D-S BEVERAGES - MINNESOTA	8/11/23	D-S BEVERAGES - MINNESOTA	GOLF FUND	MERCHANDISE PURCHASES	548.85
	8/11/23	D-S BEVERAGES - MINNESOTA	GOLF FUND	MERCHANDISE PURCHASES	491.56
	8/25/23	D-S BEVERAGES - MINNESOTA	GOLF FUND	MERCHANDISE PURCHASES	804.80
	8/25/23	D-S BEVERAGES - MINNESOTA	GOLF FUND	MERCHANDISE PURCHASES	200.80
	8/11/23	D-S BEVERAGES - MINNESOTA	LIQUOR FUND	MERCHANDISE PURCHASES	55.06-
	8/11/23	D-S BEVERAGES - MINNESOTA	LIQUOR FUND	MERCHANDISE PURCHASES	8,513.32
	8/11/23	D-S BEVERAGES - MINNESOTA	LIQUOR FUND	MERCHANDISE PURCHASES	8,334.90
	8/31/23	D-S BEVERAGES - MINNESOTA	LIQUOR FUND	MERCHANDISE PURCHASES	4,426.15
	8/31/23	D-S BEVERAGES - MINNESOTA	LIQUOR FUND	MERCHANDISE PURCHASES	13,573.40
	8/11/23	D-S BEVERAGES - MINNESOTA	LIQUOR FUND	MERCHANDISE PURCHASES	<u>18.70-</u>

VENDOR NAME	DATE	DESCRIPTION	FUND	DEPARTMENT	AMOUNT
	8/11/23	DACOTAH PAPER CO	LIQUOR FUND	MANAGER EXPENSES	212.99
	8/31/23	DACOTAH PAPER CO	LIQUOR FUND	MANAGER EXPENSES	215.53
	8/11/23	DACOTAH PAPER CO	LIQUOR FUND	BUILDING MAINTENANCE	59.42
	8/18/23	DACOTAH PAPER CO	WELLNESS CENTER	FITNESS EXPENSES	1,055.88
	8/11/23	DACOTAH PAPER CO	WELLNESS CENTER	ADMIN & GENERAL	77.00
	8/11/23	DACOTAH PAPER CO	WELLNESS CENTER	ADMIN & GENERAL	63.72
	8/25/23	DACOTAH PAPER CO	WELLNESS CENTER	ADMIN & GENERAL	87.51
	8/18/23	CLEANING SUPPLIES	WELLNESS CENTER	ADMIN & GENERAL	<u>125.18</u>
				TOTAL:	3,651.95
DAHLHEIMER BEVERAGE	8/11/23	DAHLHEIMER BEVERAGE	GOLF FUND	MERCHANDISE PURCHASES	623.40
	8/25/23	DAHLHEIMER BEVERAGE	GOLF FUND	MERCHANDISE PURCHASES	785.13
	8/31/23	DAHLHEIMER BEVERAGE	GOLF FUND	MERCHANDISE PURCHASES	225.35
	8/11/23	DAHLHEIMER BEVERAGE	LIQUOR FUND	MERCHANDISE PURCHASES	11,284.25
	8/11/23	DAHLHEIMER BEVERAGE	LIQUOR FUND	MERCHANDISE PURCHASES	10,920.55
	8/11/23	DAHLHEIMER BEVERAGE	LIQUOR FUND	MERCHANDISE PURCHASES	81.30-
	8/31/23	DAHLHEIMER BEVERAGE	LIQUOR FUND	MERCHANDISE PURCHASES	156.90
	8/31/23	DAHLHEIMER BEVERAGE	LIQUOR FUND	MERCHANDISE PURCHASES	160.00
	8/31/23	DAHLHEIMER BEVERAGE	LIQUOR FUND	MERCHANDISE PURCHASES	6,412.87
	8/31/23	DAHLHEIMER BEVERAGE	LIQUOR FUND	MERCHANDISE PURCHASES	62.20-
	8/31/23	DAHLHEIMER BEVERAGE	LIQUOR FUND	MERCHANDISE PURCHASES	<u>15,789.00</u>
				TOTAL:	46,213.95
DAKOTA BUSINESS SOLUTIONS	8/18/23	INK CARTRIDGE POSTAGE MACH	ELECTRIC FUND	ADMIN & GENERAL	<u>223.00</u>
				TOTAL:	223.00
DAVIS EQUIPMENT CORPORATION	8/11/23	DAVIS EQUIPMENT CORPORATIO	GENERAL FUND	PARKS	133.38
	8/11/23	DAVIS EQUIPMENT CORPORATIO	GENERAL FUND	PARKS	121.31
	8/11/23	DAVIS EQUIPMENT CORPORATIO	GOLF FUND	COURSE MAINTENANCE EXP	<u>1,062.15</u>
				TOTAL:	1,316.84
DDA HUMAN RESOURCES INC.	8/25/23	DDA HUMAN RESOURCES INC.	GENERAL FUND	LEGISLATIVE	437.50
	8/25/23	DDA HUMAN RESOURCES INC.	ELECTRIC FUND	ADMIN & GENERAL	<u>437.50</u>
				TOTAL:	875.00
DOOLEY'S PETROLEUM INC	8/11/23	DOOLEY'S PETROLEUM INC	GENERAL FUND	AIRPORT	<u>10,320.60</u>
				TOTAL:	10,320.60
DOUG'S PLUMBLING SERVICE LLC	8/11/23	DOUG'S PLUMBLING SERVICE L	GENERAL FUND	PARKS	<u>185.75</u>
				TOTAL:	185.75
DRASTIC MEASURES BREWING	8/11/23	DRASTIC MEASURES BREWING	LIQUOR FUND	MERCHANDISE PURCHASES	250.00
	8/11/23	DRASTIC MEASURES BREWING	LIQUOR FUND	MERCHANDISE PURCHASES	100.00
	8/31/23	DRASTIC MEASURES BREWING	LIQUOR FUND	MERCHANDISE PURCHASES	<u>590.00</u>
				TOTAL:	940.00

VENDOR NAME	DATE	DESCRIPTION	FUND	DEPARTMENT	AMOUNT
	8/17/23	MEDICARE WITHHOLDING	GENERAL FUND	NON-DEPARTMENTAL	770.55
	8/31/23	MEDICARE WITHHOLDING	GENERAL FUND	NON-DEPARTMENTAL	733.41
	8/03/23	FICA WITHHOLDING	GENERAL FUND	MAYOR AND COUNCIL	143.63
	8/03/23	MEDICARE WITHHOLDING	GENERAL FUND	MAYOR AND COUNCIL	33.61
	8/03/23	FICA WITHHOLDING	GENERAL FUND	CITY ADMINISTRATOR	71.63
	8/17/23	FICA WITHHOLDING	GENERAL FUND	CITY ADMINISTRATOR	81.57
	8/31/23	FICA WITHHOLDING	GENERAL FUND	CITY ADMINISTRATOR	71.83
	8/03/23	MEDICARE WITHHOLDING	GENERAL FUND	CITY ADMINISTRATOR	16.75
	8/17/23	MEDICARE WITHHOLDING	GENERAL FUND	CITY ADMINISTRATOR	19.08
	8/31/23	MEDICARE WITHHOLDING	GENERAL FUND	CITY ADMINISTRATOR	16.80
	8/03/23	FICA WITHHOLDING	GENERAL FUND	ACCOUNTING	160.66
	8/17/23	FICA WITHHOLDING	GENERAL FUND	ACCOUNTING	200.61
	8/31/23	FICA WITHHOLDING	GENERAL FUND	ACCOUNTING	162.02
	8/03/23	MEDICARE WITHHOLDING	GENERAL FUND	ACCOUNTING	37.58
	8/17/23	MEDICARE WITHHOLDING	GENERAL FUND	ACCOUNTING	46.91
	8/31/23	MEDICARE WITHHOLDING	GENERAL FUND	ACCOUNTING	37.90
	8/03/23	FICA WITHHOLDING	GENERAL FUND	PLANNING & ZONING	161.26
	8/17/23	FICA WITHHOLDING	GENERAL FUND	PLANNING & ZONING	153.41
	8/31/23	FICA WITHHOLDING	GENERAL FUND	PLANNING & ZONING	157.13
	8/03/23	MEDICARE WITHHOLDING	GENERAL FUND	PLANNING & ZONING	37.72
	8/17/23	MEDICARE WITHHOLDING	GENERAL FUND	PLANNING & ZONING	35.88
	8/31/23	MEDICARE WITHHOLDING	GENERAL FUND	PLANNING & ZONING	36.75
	8/03/23	FICA WITHHOLDING	GENERAL FUND	CITY HALL MAINTENANCE	28.32
	8/17/23	FICA WITHHOLDING	GENERAL FUND	CITY HALL MAINTENANCE	29.09
	8/31/23	FICA WITHHOLDING	GENERAL FUND	CITY HALL MAINTENANCE	45.30
	8/03/23	MEDICARE WITHHOLDING	GENERAL FUND	CITY HALL MAINTENANCE	6.62
	8/17/23	MEDICARE WITHHOLDING	GENERAL FUND	CITY HALL MAINTENANCE	6.80
	8/31/23	MEDICARE WITHHOLDING	GENERAL FUND	CITY HALL MAINTENANCE	10.60
	8/03/23	FICA WITHHOLDING	GENERAL FUND	POLICE DEPARTMENT	155.09
	8/17/23	FICA WITHHOLDING	GENERAL FUND	POLICE DEPARTMENT	146.46
	8/31/23	FICA WITHHOLDING	GENERAL FUND	POLICE DEPARTMENT	138.21
	8/03/23	MEDICARE WITHHOLDING	GENERAL FUND	POLICE DEPARTMENT	372.45
	8/17/23	MEDICARE WITHHOLDING	GENERAL FUND	POLICE DEPARTMENT	414.94
	8/31/23	MEDICARE WITHHOLDING	GENERAL FUND	POLICE DEPARTMENT	378.68
	8/03/23	FICA WITHHOLDING	GENERAL FUND	FIRE DEPARTMENT	5.66
	8/17/23	FICA WITHHOLDING	GENERAL FUND	FIRE DEPARTMENT	5.82
	8/31/23	FICA WITHHOLDING	GENERAL FUND	FIRE DEPARTMENT	2.83
	8/03/23	MEDICARE WITHHOLDING	GENERAL FUND	FIRE DEPARTMENT	3.48
	8/17/23	MEDICARE WITHHOLDING	GENERAL FUND	FIRE DEPARTMENT	2.91
	8/31/23	MEDICARE WITHHOLDING	GENERAL FUND	FIRE DEPARTMENT	7.31
	8/03/23	FICA WITHHOLDING	GENERAL FUND	GENERAL ROADWAY MAINTENANCE	115.28
	8/17/23	FICA WITHHOLDING	GENERAL FUND	GENERAL ROADWAY MAINTENANCE	217.22
	8/31/23	FICA WITHHOLDING	GENERAL FUND	GENERAL ROADWAY MAINTENANCE	219.84
	8/03/23	MEDICARE WITHHOLDING	GENERAL FUND	GENERAL ROADWAY MAINTENANCE	26.96
	8/17/23	MEDICARE WITHHOLDING	GENERAL FUND	GENERAL ROADWAY MAINTENANCE	50.80

VENDOR NAME	DATE	DESCRIPTION	FUND	DEPARTMENT	AMOUNT
	8/17/23	MEDICARE WITHHOLDING	GENERAL FUND	PAVED STREETS	13.25
	8/31/23	MEDICARE WITHHOLDING	GENERAL FUND	PAVED STREETS	17.48
	8/03/23	FICA WITHHOLDING	GENERAL FUND	UNPAVED STREETS/ALLEYS	26.24
	8/17/23	FICA WITHHOLDING	GENERAL FUND	UNPAVED STREETS/ALLEYS	41.13
	8/31/23	FICA WITHHOLDING	GENERAL FUND	UNPAVED STREETS/ALLEYS	13.71
	8/03/23	MEDICARE WITHHOLDING	GENERAL FUND	UNPAVED STREETS/ALLEYS	6.14
	8/17/23	MEDICARE WITHHOLDING	GENERAL FUND	UNPAVED STREETS/ALLEYS	9.62
	8/31/23	MEDICARE WITHHOLDING	GENERAL FUND	UNPAVED STREETS/ALLEYS	3.21
	8/03/23	FICA WITHHOLDING	GENERAL FUND	SNOW & ICE REMOVAL	29.37
	8/17/23	FICA WITHHOLDING	GENERAL FUND	SNOW & ICE REMOVAL	33.84
	8/31/23	FICA WITHHOLDING	GENERAL FUND	SNOW & ICE REMOVAL	29.46
	8/03/23	MEDICARE WITHHOLDING	GENERAL FUND	SNOW & ICE REMOVAL	6.87
	8/17/23	MEDICARE WITHHOLDING	GENERAL FUND	SNOW & ICE REMOVAL	7.91
	8/31/23	MEDICARE WITHHOLDING	GENERAL FUND	SNOW & ICE REMOVAL	6.89
	8/03/23	FICA WITHHOLDING	GENERAL FUND	STREET EQUIPMENT MNT	27.15
	8/17/23	FICA WITHHOLDING	GENERAL FUND	STREET EQUIPMENT MNT	13.54
	8/31/23	FICA WITHHOLDING	GENERAL FUND	STREET EQUIPMENT MNT	84.31
	8/03/23	MEDICARE WITHHOLDING	GENERAL FUND	STREET EQUIPMENT MNT	6.36
	8/17/23	MEDICARE WITHHOLDING	GENERAL FUND	STREET EQUIPMENT MNT	3.17
	8/31/23	MEDICARE WITHHOLDING	GENERAL FUND	STREET EQUIPMENT MNT	19.72
	8/03/23	FICA WITHHOLDING	GENERAL FUND	STREET SIGNS/MARKINGS	178.81
	8/17/23	FICA WITHHOLDING	GENERAL FUND	STREET SIGNS/MARKINGS	87.00
	8/03/23	MEDICARE WITHHOLDING	GENERAL FUND	STREET SIGNS/MARKINGS	41.82
	8/17/23	MEDICARE WITHHOLDING	GENERAL FUND	STREET SIGNS/MARKINGS	20.35
	8/03/23	FICA WITHHOLDING	GENERAL FUND	STORM SEWERS	19.58
	8/17/23	FICA WITHHOLDING	GENERAL FUND	STORM SEWERS	45.60
	8/31/23	FICA WITHHOLDING	GENERAL FUND	STORM SEWERS	19.64
	8/03/23	MEDICARE WITHHOLDING	GENERAL FUND	STORM SEWERS	4.58
	8/17/23	MEDICARE WITHHOLDING	GENERAL FUND	STORM SEWERS	10.67
	8/31/23	MEDICARE WITHHOLDING	GENERAL FUND	STORM SEWERS	4.59
	8/03/23	FICA WITHHOLDING	GENERAL FUND	STREET CLEANING	60.43
	8/17/23	FICA WITHHOLDING	GENERAL FUND	STREET CLEANING	30.20
	8/31/23	FICA WITHHOLDING	GENERAL FUND	STREET CLEANING	32.56
	8/03/23	MEDICARE WITHHOLDING	GENERAL FUND	STREET CLEANING	14.13
	8/17/23	MEDICARE WITHHOLDING	GENERAL FUND	STREET CLEANING	7.07
	8/31/23	MEDICARE WITHHOLDING	GENERAL FUND	STREET CLEANING	7.61
	8/03/23	FICA WITHHOLDING	GENERAL FUND	WASTE (REFUSE) COLLECT	28.36
	8/17/23	FICA WITHHOLDING	GENERAL FUND	WASTE (REFUSE) COLLECT	21.62
	8/31/23	FICA WITHHOLDING	GENERAL FUND	WASTE (REFUSE) COLLECT	26.59
	8/03/23	MEDICARE WITHHOLDING	GENERAL FUND	WASTE (REFUSE) COLLECT	6.64
	8/17/23	MEDICARE WITHHOLDING	GENERAL FUND	WASTE (REFUSE) COLLECT	5.06
	8/31/23	MEDICARE WITHHOLDING	GENERAL FUND	WASTE (REFUSE) COLLECT	6.22
	8/31/23	FICA WITHHOLDING	GENERAL FUND	WEED CONTROL	12.92
	8/31/23	MEDICARE WITHHOLDING	GENERAL FUND	WEED CONTROL	3.02
	8/03/23	FICA WITHHOLDING	GENERAL FUND	PLAYGROUNDS	24.45

VENDOR NAME	DATE	DESCRIPTION	FUND	DEPARTMENT	AMOUNT
	8/31/23	FICA WITHHOLDING	GENERAL FUND	PARKS	257.10
	8/03/23	MEDICARE WITHHOLDING	GENERAL FUND	PARKS	81.00
	8/17/23	MEDICARE WITHHOLDING	GENERAL FUND	PARKS	61.50
	8/31/23	MEDICARE WITHHOLDING	GENERAL FUND	PARKS	60.13
	8/03/23	FICA WITHHOLDING	GENERAL FUND	LIBRARY	28.32
	8/17/23	FICA WITHHOLDING	GENERAL FUND	LIBRARY	29.09
	8/31/23	FICA WITHHOLDING	GENERAL FUND	LIBRARY	22.65
	8/03/23	MEDICARE WITHHOLDING	GENERAL FUND	LIBRARY	6.62
	8/17/23	MEDICARE WITHHOLDING	GENERAL FUND	LIBRARY	6.80
	8/31/23	MEDICARE WITHHOLDING	GENERAL FUND	LIBRARY	5.30
	8/03/23	FICA WITHHOLDING	GENERAL FUND	AIRPORT	49.08
	8/17/23	FICA WITHHOLDING	GENERAL FUND	AIRPORT	26.58
	8/31/23	FICA WITHHOLDING	GENERAL FUND	AIRPORT	41.85
	8/03/23	MEDICARE WITHHOLDING	GENERAL FUND	AIRPORT	11.47
	8/17/23	MEDICARE WITHHOLDING	GENERAL FUND	AIRPORT	6.21
	8/31/23	MEDICARE WITHHOLDING	GENERAL FUND	AIRPORT	9.78
	8/03/23	FICA WITHHOLDING	GENERAL FUND	DEVELOPMENT AUTHORITY	136.63
	8/17/23	FICA WITHHOLDING	GENERAL FUND	DEVELOPMENT AUTHORITY	141.95
	8/31/23	FICA WITHHOLDING	GENERAL FUND	DEVELOPMENT AUTHORITY	140.11
	8/03/23	MEDICARE WITHHOLDING	GENERAL FUND	DEVELOPMENT AUTHORITY	31.95
	8/17/23	MEDICARE WITHHOLDING	GENERAL FUND	DEVELOPMENT AUTHORITY	33.20
	8/31/23	MEDICARE WITHHOLDING	GENERAL FUND	DEVELOPMENT AUTHORITY	32.77
	8/03/23	FEDERAL WITHHOLDING	SEWER FUND	NON-DEPARTMENTAL	443.05
	8/17/23	FEDERAL WITHHOLDING	SEWER FUND	NON-DEPARTMENTAL	596.27
	8/31/23	FEDERAL WITHHOLDING	SEWER FUND	NON-DEPARTMENTAL	386.30
	8/03/23	FICA WITHHOLDING	SEWER FUND	NON-DEPARTMENTAL	392.92
	8/17/23	FICA WITHHOLDING	SEWER FUND	NON-DEPARTMENTAL	452.75
	8/31/23	FICA WITHHOLDING	SEWER FUND	NON-DEPARTMENTAL	361.96
	8/03/23	MEDICARE WITHHOLDING	SEWER FUND	NON-DEPARTMENTAL	91.90
	8/17/23	MEDICARE WITHHOLDING	SEWER FUND	NON-DEPARTMENTAL	105.88
	8/31/23	MEDICARE WITHHOLDING	SEWER FUND	NON-DEPARTMENTAL	84.66
	8/03/23	FICA WITHHOLDING	SEWER FUND	SANITARY SEWER MAINTEN	136.44
	8/17/23	FICA WITHHOLDING	SEWER FUND	SANITARY SEWER MAINTEN	129.93
	8/31/23	FICA WITHHOLDING	SEWER FUND	SANITARY SEWER MAINTEN	69.66
	8/03/23	MEDICARE WITHHOLDING	SEWER FUND	SANITARY SEWER MAINTEN	31.92
	8/17/23	MEDICARE WITHHOLDING	SEWER FUND	SANITARY SEWER MAINTEN	30.39
	8/31/23	MEDICARE WITHHOLDING	SEWER FUND	SANITARY SEWER MAINTEN	16.30
	8/17/23	FICA WITHHOLDING	SEWER FUND	SWR EQUIPMENT MAINTENA	1.75
	8/31/23	FICA WITHHOLDING	SEWER FUND	SWR EQUIPMENT MAINTENA	3.39
	8/17/23	MEDICARE WITHHOLDING	SEWER FUND	SWR EQUIPMENT MAINTENA	0.41
	8/31/23	MEDICARE WITHHOLDING	SEWER FUND	SWR EQUIPMENT MAINTENA	0.79
	8/03/23	FICA WITHHOLDING	SEWER FUND	SWR LIFT STATIONS	10.75
	8/17/23	FICA WITHHOLDING	SEWER FUND	SWR LIFT STATIONS	37.22
	8/31/23	FICA WITHHOLDING	SEWER FUND	SWR LIFT STATIONS	11.53
	8/03/23	MEDICARE WITHHOLDING	SEWER FUND	SWR LIFT STATIONS	2.52

VENDOR NAME	DATE	DESCRIPTION	FUND	DEPARTMENT	AMOUNT
	8/03/23	MEDICARE WITHHOLDING	SEWER FUND	ADMIN & GENERAL	11.96
	8/17/23	MEDICARE WITHHOLDING	SEWER FUND	ADMIN & GENERAL	14.33
	8/31/23	MEDICARE WITHHOLDING	SEWER FUND	ADMIN & GENERAL	12.06
	8/03/23	FEDERAL WITHHOLDING	GOLF FUND	NON-DEPARTMENTAL	426.47
	8/17/23	FEDERAL WITHHOLDING	GOLF FUND	NON-DEPARTMENTAL	606.50
	8/31/23	FEDERAL WITHHOLDING	GOLF FUND	NON-DEPARTMENTAL	427.85
	8/03/23	FICA WITHHOLDING	GOLF FUND	NON-DEPARTMENTAL	909.95
	8/17/23	FICA WITHHOLDING	GOLF FUND	NON-DEPARTMENTAL	1,010.87
	8/31/23	FICA WITHHOLDING	GOLF FUND	NON-DEPARTMENTAL	937.51
	8/03/23	MEDICARE WITHHOLDING	GOLF FUND	NON-DEPARTMENTAL	212.79
	8/17/23	MEDICARE WITHHOLDING	GOLF FUND	NON-DEPARTMENTAL	236.41
	8/31/23	MEDICARE WITHHOLDING	GOLF FUND	NON-DEPARTMENTAL	219.26
	8/03/23	FICA WITHHOLDING	GOLF FUND	COURSE MAINTENANCE EXP	435.00
	8/17/23	FICA WITHHOLDING	GOLF FUND	COURSE MAINTENANCE EXP	521.98
	8/31/23	FICA WITHHOLDING	GOLF FUND	COURSE MAINTENANCE EXP	461.50
	8/03/23	MEDICARE WITHHOLDING	GOLF FUND	COURSE MAINTENANCE EXP	101.73
	8/17/23	MEDICARE WITHHOLDING	GOLF FUND	COURSE MAINTENANCE EXP	122.07
	8/31/23	MEDICARE WITHHOLDING	GOLF FUND	COURSE MAINTENANCE EXP	107.94
	8/03/23	FICA WITHHOLDING	GOLF FUND	ADMIN & GENERAL	474.95
	8/17/23	FICA WITHHOLDING	GOLF FUND	ADMIN & GENERAL	488.89
	8/31/23	FICA WITHHOLDING	GOLF FUND	ADMIN & GENERAL	476.01
	8/03/23	MEDICARE WITHHOLDING	GOLF FUND	ADMIN & GENERAL	111.06
	8/17/23	MEDICARE WITHHOLDING	GOLF FUND	ADMIN & GENERAL	114.34
	8/31/23	MEDICARE WITHHOLDING	GOLF FUND	ADMIN & GENERAL	111.32
	8/03/23	FEDERAL WITHHOLDING	ELECTRIC FUND	NON-DEPARTMENTAL	1,696.39
	8/17/23	FEDERAL WITHHOLDING	ELECTRIC FUND	NON-DEPARTMENTAL	2,303.94
	8/31/23	FEDERAL WITHHOLDING	ELECTRIC FUND	NON-DEPARTMENTAL	1,804.74
	8/03/23	FICA WITHHOLDING	ELECTRIC FUND	NON-DEPARTMENTAL	1,170.18
	8/17/23	FICA WITHHOLDING	ELECTRIC FUND	NON-DEPARTMENTAL	1,406.35
	8/31/23	FICA WITHHOLDING	ELECTRIC FUND	NON-DEPARTMENTAL	1,250.10
	8/03/23	MEDICARE WITHHOLDING	ELECTRIC FUND	NON-DEPARTMENTAL	273.68
	8/17/23	MEDICARE WITHHOLDING	ELECTRIC FUND	NON-DEPARTMENTAL	328.90
	8/31/23	MEDICARE WITHHOLDING	ELECTRIC FUND	NON-DEPARTMENTAL	292.38
	8/03/23	FICA WITHHOLDING	ELECTRIC FUND	WORK ORDERS	428.94
	8/17/23	FICA WITHHOLDING	ELECTRIC FUND	WORK ORDERS	166.79
	8/31/23	FICA WITHHOLDING	ELECTRIC FUND	WORK ORDERS	425.09
	8/03/23	MEDICARE WITHHOLDING	ELECTRIC FUND	WORK ORDERS	100.32
	8/17/23	MEDICARE WITHHOLDING	ELECTRIC FUND	WORK ORDERS	39.01
	8/31/23	MEDICARE WITHHOLDING	ELECTRIC FUND	WORK ORDERS	99.41
	8/03/23	FICA WITHHOLDING	ELECTRIC FUND	OPER - SUPERVISION & E	47.21
	8/17/23	FICA WITHHOLDING	ELECTRIC FUND	OPER - SUPERVISION & E	47.58
	8/31/23	FICA WITHHOLDING	ELECTRIC FUND	OPER - SUPERVISION & E	47.21
	8/03/23	MEDICARE WITHHOLDING	ELECTRIC FUND	OPER - SUPERVISION & E	11.04
	8/17/23	MEDICARE WITHHOLDING	ELECTRIC FUND	OPER - SUPERVISION & E	11.13
	8/31/23	MEDICARE WITHHOLDING	ELECTRIC FUND	OPER - SUPERVISION & E	11.04

VENDOR NAME	DATE	DESCRIPTION	FUND	DEPARTMENT	AMOUNT
	8/31/23	MEDICARE WITHHOLDING	ELECTRIC FUND	OPER - OH LINE EXPENSE	1.66
	8/03/23	FICA WITHHOLDING	ELECTRIC FUND	OPER - UG LINE EXPENSE	7.08
	8/17/23	FICA WITHHOLDING	ELECTRIC FUND	OPER - UG LINE EXPENSE	7.14
	8/31/23	FICA WITHHOLDING	ELECTRIC FUND	OPER - UG LINE EXPENSE	7.08
	8/03/23	MEDICARE WITHHOLDING	ELECTRIC FUND	OPER - UG LINE EXPENSE	1.66
	8/17/23	MEDICARE WITHHOLDING	ELECTRIC FUND	OPER - UG LINE EXPENSE	1.67
	8/31/23	MEDICARE WITHHOLDING	ELECTRIC FUND	OPER - UG LINE EXPENSE	1.66
	8/03/23	FICA WITHHOLDING	ELECTRIC FUND	OPER - MISC. DIS. EXPE	24.18
	8/17/23	FICA WITHHOLDING	ELECTRIC FUND	OPER - MISC. DIS. EXPE	30.69
	8/31/23	FICA WITHHOLDING	ELECTRIC FUND	OPER - MISC. DIS. EXPE	32.23
	8/03/23	MEDICARE WITHHOLDING	ELECTRIC FUND	OPER - MISC. DIS. EXPE	5.65
	8/17/23	MEDICARE WITHHOLDING	ELECTRIC FUND	OPER - MISC. DIS. EXPE	7.18
	8/31/23	MEDICARE WITHHOLDING	ELECTRIC FUND	OPER - MISC. DIS. EXPE	7.54
	8/03/23	FICA WITHHOLDING	ELECTRIC FUND	MNT - SUPERVISION	47.20
	8/17/23	FICA WITHHOLDING	ELECTRIC FUND	MNT - SUPERVISION	47.58
	8/31/23	FICA WITHHOLDING	ELECTRIC FUND	MNT - SUPERVISION	47.21
	8/03/23	MEDICARE WITHHOLDING	ELECTRIC FUND	MNT - SUPERVISION	11.04
	8/17/23	MEDICARE WITHHOLDING	ELECTRIC FUND	MNT - SUPERVISION	11.13
	8/31/23	MEDICARE WITHHOLDING	ELECTRIC FUND	MNT - SUPERVISION	11.04
	8/03/23	FICA WITHHOLDING	ELECTRIC FUND	MNT - STATION EQUIPMEN	30.06
	8/17/23	FICA WITHHOLDING	ELECTRIC FUND	MNT - STATION EQUIPMEN	35.84
	8/31/23	FICA WITHHOLDING	ELECTRIC FUND	MNT - STATION EQUIPMEN	34.37
	8/03/23	MEDICARE WITHHOLDING	ELECTRIC FUND	MNT - STATION EQUIPMEN	7.02
	8/17/23	MEDICARE WITHHOLDING	ELECTRIC FUND	MNT - STATION EQUIPMEN	8.39
	8/31/23	MEDICARE WITHHOLDING	ELECTRIC FUND	MNT - STATION EQUIPMEN	8.04
	8/03/23	FICA WITHHOLDING	ELECTRIC FUND	MNT - OH LINES	16.50
	8/17/23	FICA WITHHOLDING	ELECTRIC FUND	MNT - OH LINES	182.65
	8/31/23	FICA WITHHOLDING	ELECTRIC FUND	MNT - OH LINES	65.74
	8/03/23	MEDICARE WITHHOLDING	ELECTRIC FUND	MNT - OH LINES	3.86
	8/17/23	MEDICARE WITHHOLDING	ELECTRIC FUND	MNT - OH LINES	42.71
	8/31/23	MEDICARE WITHHOLDING	ELECTRIC FUND	MNT - OH LINES	15.38
	8/03/23	FICA WITHHOLDING	ELECTRIC FUND	MNT - UG LINES	149.19
	8/17/23	FICA WITHHOLDING	ELECTRIC FUND	MNT - UG LINES	321.54
	8/31/23	FICA WITHHOLDING	ELECTRIC FUND	MNT - UG LINES	127.17
	8/03/23	MEDICARE WITHHOLDING	ELECTRIC FUND	MNT - UG LINES	34.89
	8/17/23	MEDICARE WITHHOLDING	ELECTRIC FUND	MNT - UG LINES	75.19
	8/31/23	MEDICARE WITHHOLDING	ELECTRIC FUND	MNT - UG LINES	29.76
	8/03/23	FICA WITHHOLDING	ELECTRIC FUND	MNT - TRSFMRS & CAPACI	17.59
	8/03/23	MEDICARE WITHHOLDING	ELECTRIC FUND	MNT - TRSFMRS & CAPACI	4.12
	8/03/23	FICA WITHHOLDING	ELECTRIC FUND	CUSTOMER ACCT EXP SUPV	44.15
	8/17/23	FICA WITHHOLDING	ELECTRIC FUND	CUSTOMER ACCT EXP SUPV	56.34
	8/31/23	FICA WITHHOLDING	ELECTRIC FUND	CUSTOMER ACCT EXP SUPV	51.18
	8/03/23	MEDICARE WITHHOLDING	ELECTRIC FUND	CUSTOMER ACCT EXP SUPV	10.33
	8/17/23	MEDICARE WITHHOLDING	ELECTRIC FUND	CUSTOMER ACCT EXP SUPV	13.18
	8/31/23	MEDICARE WITHHOLDING	ELECTRIC FUND	CUSTOMER ACCT EXP SUPV	11.96

VENDOR NAME	DATE	DESCRIPTION	FUND	DEPARTMENT	AMOUNT
	8/17/23	FICA WITHHOLDING	ELECTRIC FUND	ADMIN & GENERAL	231.59
	8/31/23	FICA WITHHOLDING	ELECTRIC FUND	ADMIN & GENERAL	220.43
	8/03/23	MEDICARE WITHHOLDING	ELECTRIC FUND	ADMIN & GENERAL	45.17
	8/17/23	MEDICARE WITHHOLDING	ELECTRIC FUND	ADMIN & GENERAL	54.16
	8/31/23	MEDICARE WITHHOLDING	ELECTRIC FUND	ADMIN & GENERAL	51.54
	8/17/23	FICA WITHHOLDING	ELECTRIC FUND	SAFETY TRAINING	13.50
	8/17/23	MEDICARE WITHHOLDING	ELECTRIC FUND	SAFETY TRAINING	3.16
	8/03/23	FICA WITHHOLDING	ELECTRIC FUND	MNT OF GENERAL PLANT	15.21
	8/17/23	FICA WITHHOLDING	ELECTRIC FUND	MNT OF GENERAL PLANT	42.42
	8/31/23	FICA WITHHOLDING	ELECTRIC FUND	MNT OF GENERAL PLANT	13.99
	8/03/23	MEDICARE WITHHOLDING	ELECTRIC FUND	MNT OF GENERAL PLANT	3.56
	8/17/23	MEDICARE WITHHOLDING	ELECTRIC FUND	MNT OF GENERAL PLANT	9.92
	8/31/23	MEDICARE WITHHOLDING	ELECTRIC FUND	MNT OF GENERAL PLANT	3.28
	8/03/23	FICA WITHHOLDING	ELECTRIC FUND	TRUCK & EQUIPMENT MNT	7.47
	8/17/23	FICA WITHHOLDING	ELECTRIC FUND	TRUCK & EQUIPMENT MNT	41.74
	8/31/23	FICA WITHHOLDING	ELECTRIC FUND	TRUCK & EQUIPMENT MNT	8.21
	8/03/23	MEDICARE WITHHOLDING	ELECTRIC FUND	TRUCK & EQUIPMENT MNT	1.74
	8/17/23	MEDICARE WITHHOLDING	ELECTRIC FUND	TRUCK & EQUIPMENT MNT	9.76
	8/31/23	MEDICARE WITHHOLDING	ELECTRIC FUND	TRUCK & EQUIPMENT MNT	1.93
	8/03/23	FEDERAL WITHHOLDING	WATER FUND	NON-DEPARTMENTAL	454.77
	8/17/23	FEDERAL WITHHOLDING	WATER FUND	NON-DEPARTMENTAL	800.98
	8/31/23	FEDERAL WITHHOLDING	WATER FUND	NON-DEPARTMENTAL	493.03
	8/03/23	FICA WITHHOLDING	WATER FUND	NON-DEPARTMENTAL	371.24
	8/17/23	FICA WITHHOLDING	WATER FUND	NON-DEPARTMENTAL	503.20
	8/31/23	FICA WITHHOLDING	WATER FUND	NON-DEPARTMENTAL	358.39
	8/03/23	MEDICARE WITHHOLDING	WATER FUND	NON-DEPARTMENTAL	86.82
	8/17/23	MEDICARE WITHHOLDING	WATER FUND	NON-DEPARTMENTAL	117.68
	8/31/23	MEDICARE WITHHOLDING	WATER FUND	NON-DEPARTMENTAL	83.83
	8/03/23	FICA WITHHOLDING	WATER FUND	POWER & PUMPING EXPENS	8.06
	8/17/23	FICA WITHHOLDING	WATER FUND	POWER & PUMPING EXPENS	10.23
	8/31/23	FICA WITHHOLDING	WATER FUND	POWER & PUMPING EXPENS	10.74
	8/03/23	MEDICARE WITHHOLDING	WATER FUND	POWER & PUMPING EXPENS	1.88
	8/17/23	MEDICARE WITHHOLDING	WATER FUND	POWER & PUMPING EXPENS	2.40
	8/31/23	MEDICARE WITHHOLDING	WATER FUND	POWER & PUMPING EXPENS	2.51
	8/03/23	FICA WITHHOLDING	WATER FUND	WTR PURIFICATION EXPEN	160.11
	8/17/23	FICA WITHHOLDING	WATER FUND	WTR PURIFICATION EXPEN	181.76
	8/31/23	FICA WITHHOLDING	WATER FUND	WTR PURIFICATION EXPEN	154.17
	8/03/23	MEDICARE WITHHOLDING	WATER FUND	WTR PURIFICATION EXPEN	37.45
	8/17/23	MEDICARE WITHHOLDING	WATER FUND	WTR PURIFICATION EXPEN	42.51
	8/31/23	MEDICARE WITHHOLDING	WATER FUND	WTR PURIFICATION EXPEN	36.05
	8/03/23	FICA WITHHOLDING	WATER FUND	WTR DISTRIBUTION EXPEN	32.94
	8/17/23	FICA WITHHOLDING	WATER FUND	WTR DISTRIBUTION EXPEN	63.66
	8/31/23	FICA WITHHOLDING	WATER FUND	WTR DISTRIBUTION EXPEN	42.67
	8/03/23	MEDICARE WITHHOLDING	WATER FUND	WTR DISTRIBUTION EXPEN	7.70
	8/17/23	MEDICARE WITHHOLDING	WATER FUND	WTR DISTRIBUTION EXPEN	14.88

VENDOR NAME	DATE	DESCRIPTION	FUND	DEPARTMENT	AMOUNT
	8/03/23	FICA WITHHOLDING	WATER FUND	CUSTOMER SERVICE EXPEN	45.38
	8/17/23	FICA WITHHOLDING	WATER FUND	CUSTOMER SERVICE EXPEN	74.78
	8/31/23	FICA WITHHOLDING	WATER FUND	CUSTOMER SERVICE EXPEN	38.23
	8/03/23	MEDICARE WITHHOLDING	WATER FUND	CUSTOMER SERVICE EXPEN	10.58
	8/17/23	MEDICARE WITHHOLDING	WATER FUND	CUSTOMER SERVICE EXPEN	17.45
	8/31/23	MEDICARE WITHHOLDING	WATER FUND	CUSTOMER SERVICE EXPEN	8.91
	8/03/23	FICA WITHHOLDING	WATER FUND	WTR TRUCK & EQUIPMENT	1.75
	8/17/23	FICA WITHHOLDING	WATER FUND	WTR TRUCK & EQUIPMENT	71.31
	8/31/23	FICA WITHHOLDING	WATER FUND	WTR TRUCK & EQUIPMENT	13.19
	8/03/23	MEDICARE WITHHOLDING	WATER FUND	WTR TRUCK & EQUIPMENT	0.42
	8/17/23	MEDICARE WITHHOLDING	WATER FUND	WTR TRUCK & EQUIPMENT	16.69
	8/31/23	MEDICARE WITHHOLDING	WATER FUND	WTR TRUCK & EQUIPMENT	3.10
	8/03/23	FEDERAL WITHHOLDING	LIQUOR FUND	NON-DEPARTMENTAL	556.93
	8/17/23	FEDERAL WITHHOLDING	LIQUOR FUND	NON-DEPARTMENTAL	657.92
	8/31/23	FEDERAL WITHHOLDING	LIQUOR FUND	NON-DEPARTMENTAL	553.07
	8/03/23	FICA WITHHOLDING	LIQUOR FUND	NON-DEPARTMENTAL	594.31
	8/17/23	FICA WITHHOLDING	LIQUOR FUND	NON-DEPARTMENTAL	645.33
	8/31/23	FICA WITHHOLDING	LIQUOR FUND	NON-DEPARTMENTAL	582.78
	8/03/23	MEDICARE WITHHOLDING	LIQUOR FUND	NON-DEPARTMENTAL	138.97
	8/17/23	MEDICARE WITHHOLDING	LIQUOR FUND	NON-DEPARTMENTAL	150.92
	8/31/23	MEDICARE WITHHOLDING	LIQUOR FUND	NON-DEPARTMENTAL	136.29
	8/03/23	FICA WITHHOLDING	LIQUOR FUND	MANAGER EXPENSES	184.57
	8/17/23	FICA WITHHOLDING	LIQUOR FUND	MANAGER EXPENSES	220.10
	8/31/23	FICA WITHHOLDING	LIQUOR FUND	MANAGER EXPENSES	189.25
	8/03/23	MEDICARE WITHHOLDING	LIQUOR FUND	MANAGER EXPENSES	43.16
	8/17/23	MEDICARE WITHHOLDING	LIQUOR FUND	MANAGER EXPENSES	51.49
	8/31/23	MEDICARE WITHHOLDING	LIQUOR FUND	MANAGER EXPENSES	44.26
	8/03/23	FICA WITHHOLDING	LIQUOR FUND	CASHIER EXPENSES	409.74
	8/17/23	FICA WITHHOLDING	LIQUOR FUND	CASHIER EXPENSES	425.23
	8/31/23	FICA WITHHOLDING	LIQUOR FUND	CASHIER EXPENSES	393.53
	8/03/23	MEDICARE WITHHOLDING	LIQUOR FUND	CASHIER EXPENSES	95.81
	8/17/23	MEDICARE WITHHOLDING	LIQUOR FUND	CASHIER EXPENSES	99.44
	8/31/23	MEDICARE WITHHOLDING	LIQUOR FUND	CASHIER EXPENSES	92.03
	8/03/23	FEDERAL WITHHOLDING	WELLNESS CENTER	NON-DEPARTMENTAL	669.89
	8/17/23	FEDERAL WITHHOLDING	WELLNESS CENTER	NON-DEPARTMENTAL	521.87
	8/31/23	FEDERAL WITHHOLDING	WELLNESS CENTER	NON-DEPARTMENTAL	427.90
	8/03/23	FICA WITHHOLDING	WELLNESS CENTER	NON-DEPARTMENTAL	852.97
	8/17/23	FICA WITHHOLDING	WELLNESS CENTER	NON-DEPARTMENTAL	740.14
	8/31/23	FICA WITHHOLDING	WELLNESS CENTER	NON-DEPARTMENTAL	642.60
	8/03/23	MEDICARE WITHHOLDING	WELLNESS CENTER	NON-DEPARTMENTAL	199.47
	8/17/23	MEDICARE WITHHOLDING	WELLNESS CENTER	NON-DEPARTMENTAL	173.09
	8/31/23	MEDICARE WITHHOLDING	WELLNESS CENTER	NON-DEPARTMENTAL	150.28
	8/03/23	FICA WITHHOLDING	WELLNESS CENTER	POOL EXPENSES	462.68
	8/17/23	FICA WITHHOLDING	WELLNESS CENTER	POOL EXPENSES	340.26
	8/31/23	FICA WITHHOLDING	WELLNESS CENTER	POOL EXPENSES	254.01

VENDOR NAME	DATE	DESCRIPTION	FUND	DEPARTMENT	AMOUNT
	8/31/23	FICA WITHHOLDING	WELLNESS CENTER	FITNESS EXPENSES	156.58
	8/03/23	MEDICARE WITHHOLDING	WELLNESS CENTER	FITNESS EXPENSES	37.19
	8/17/23	MEDICARE WITHHOLDING	WELLNESS CENTER	FITNESS EXPENSES	37.85
	8/31/23	MEDICARE WITHHOLDING	WELLNESS CENTER	FITNESS EXPENSES	36.62
	8/03/23	FICA WITHHOLDING	WELLNESS CENTER	ADMIN & GENERAL	178.20
	8/17/23	FICA WITHHOLDING	WELLNESS CENTER	ADMIN & GENERAL	184.10
	8/31/23	FICA WITHHOLDING	WELLNESS CENTER	ADMIN & GENERAL	179.78
	8/03/23	MEDICARE WITHHOLDING	WELLNESS CENTER	ADMIN & GENERAL	41.68
	8/17/23	MEDICARE WITHHOLDING	WELLNESS CENTER	ADMIN & GENERAL	43.04
	8/31/23	MEDICARE WITHHOLDING	WELLNESS CENTER	ADMIN & GENERAL	<u>42.02</u>
				TOTAL:	74,672.91
ELECTRIC MOTOR SERVICE	8/31/23	ELECTRIC MOTOR SERVICE	GENERAL FUND	PARKS	<u>435.00</u>
				TOTAL:	435.00
EMERGENCY AUTOMOTIVE TECH, INC	8/11/23	EMERGENCY AUTOMOTIVE TECH,	GENERAL FUND	POLICE DEPARTMENT	<u>25.00</u>
				TOTAL:	25.00
FASTENAL COMPANY	8/11/23	FASTENAL COMPANY	GENERAL FUND	GENERAL ROADWAY MAINT	68.93
	8/31/23	FASTENAL COMPANY	GENERAL FUND	LIBRARY	7.96
	8/11/23	FASTENAL COMPANY	SEWER FUND	WASTEWATER TREATMENT P	<u>35.37</u>
				TOTAL:	112.26
FLEET SUPPLY	8/11/23	FLEET SUPPLY	GENERAL FUND	STREET EQUIPMENT MNT	2.16
	8/11/23	FLEET SUPPLY	GENERAL FUND	STREET SIGNS/MARKINGS	15.99
	8/11/23	FLEET SUPPLY	SEWER FUND	WASTEWATER TREATMENT P	29.99
	8/11/23	FLEET SUPPLY	WATER FUND	WTR DISTRIBUTION EXPEN	<u>21.98</u>
				TOTAL:	70.12
FORUM COMMUNICATIONS COMPANY	8/11/23	FORUM COMMUNICATIONS COMPA	SEWER FUND	WASTEWATER TREATMENT P	36.00
	8/18/23	FORUM COMMUNICATIONS COMPA	SEWER FUND	WASTEWATER TREATMENT P	535.80
	8/11/23	FORUM COMMUNICATIONS COMPA	ELECTRIC FUND	ADMIN & GENERAL	95.39
	8/11/23	FORUM COMMUNICATIONS COMPA	WATER FUND	WTR DISTRIBUTION EXPEN	<u>36.07</u>
				TOTAL:	703.26
GALLS INC	8/18/23	TAC MOCK CGI BASE OFFICER	GENERAL FUND	POLICE DEPARTMENT	<u>57.36</u>
				TOTAL:	57.36
GOPHER STATE ONE-CALL INC	8/11/23	GOPHER STATE ONE-CALL INC	SEWER FUND	SANITARY SEWER MAINTEN	35.77
	8/11/23	GOPHER STATE ONE-CALL INC	ELECTRIC FUND	OPER - UG LINE EXPENSE	<u>35.78</u>
				TOTAL:	71.55
GRANITE CITY JOBBING CO. INC.	8/31/23	GRANITE CITY JOBBING CO. I	LIQUOR FUND	MERCHANDISE PURCHASES	<u>428.54</u>
				TOTAL:	428.54

VENDOR NAME	DATE	DESCRIPTION	FUND	DEPARTMENT	AMOUNT
HBI RADIO WADENA	8/11/23	HBI RADIO WADENA	GOLF FUND	ADMIN & GENERAL	<u>450.00</u>
				TOTAL:	450.00
HEARTLAND TIRE INC	8/11/23	HEARTLAND TIRE INC	GENERAL FUND	STREET EQUIPMENT MNT	1,454.00
	8/11/23	HEARTLAND TIRE INC	SEWER FUND	WASTEWATER TREATMENT P	202.34
	8/11/23	HEARTLAND TIRE INC	GOLF FUND	COURSE MAINTENANCE EXP	30.92
	8/11/23	HEARTLAND TIRE INC	GOLF FUND	COURSE MAINTENANCE EXP	<u>37.36</u>
				TOTAL:	1,724.62
HELTEMES ELECTRIC	8/25/23	HELTEMES ELECTRIC	WATER FUND	WTR PURIFICATION EXPEN	<u>739.20</u>
				TOTAL:	739.20
HILLYARD / HUTCHINSON INC	8/11/23	HILLYARD / HUTCHINSON INC	WELLNESS CENTER	ADMIN & GENERAL	<u>1,120.58</u>
				TOTAL:	1,120.58
HOCKERT'S INC.	8/11/23	HOCKERT'S INC.	GENERAL FUND	CITY HALL MAINTENANCE	16.00
	8/11/23	HOCKERT'S INC.	GENERAL FUND	STREET SHOP MAINTENANC	74.00
	8/11/23	HOCKERT'S INC.	SEWER FUND	WASTEWATER TREATMENT P	52.00
	8/11/23	HOCKERT'S INC.	GOLF FUND	ADMIN & GENERAL	85.62
	8/11/23	HOCKERT'S INC.	GOLF FUND	ADMIN & GENERAL	95.35
	8/11/23	HOCKERT'S INC.	LIQUOR FUND	BUILDING MAINTENANCE	57.98
	8/11/23	HOCKERT'S INC.	LIQUOR FUND	BUILDING MAINTENANCE	5.32
	8/11/23	HOCKERT'S INC.	WELLNESS CENTER	ADMIN & GENERAL	<u>139.00</u>
				TOTAL:	525.27
HORIZON COMMERCIAL POOL SUPPLY	8/25/23	HORIZON COMMERCIAL POOL SU	WELLNESS CENTER	POOL EXPENSES	<u>3,087.25</u>
				TOTAL:	3,087.25
HORNUNG'S	8/25/23	HORNUNG'S	GOLF FUND	MERCHANDISE PURCHASES	<u>190.88</u>
				TOTAL:	190.88
HOSPITALITY MINNESOTA	8/25/23	HOSPITALITY MINNESOTA	GENERAL FUND	CAMPGROUND	<u>375.00</u>
				TOTAL:	375.00
I.B.E.W. LOCAL 31	8/03/23	UNION DUES	ELECTRIC FUND	NON-DEPARTMENTAL	431.61
	8/03/23	UNION DUES	WATER FUND	NON-DEPARTMENTAL	<u>183.13</u>
				TOTAL:	614.74
ILLINOIS LIBRARY ASSOCIATION	8/25/23	ILLINOIS LIBRARY ASSOCIATI	GENERAL FUND	LIBRARY	<u>35.10</u>
				TOTAL:	35.10
INNOVATIVE OFFICE SOLUTIONS, LLC	8/18/23	TAPE, PLANNER, TONER	ELECTRIC FUND	ADMIN & GENERAL	<u>121.36</u>
				TOTAL:	121.36
IRBY TOOL & SAFETY	8/25/23	IRBY TOOL & SAFETY	ELECTRIC FUND	OUTLAY FOR INVENTORY	<u>415.33</u>

VENDOR NAME	DATE	DESCRIPTION	FUND	DEPARTMENT	AMOUNT
				TOTAL:	<u>1,493.13</u>
JOHNSON BROTHERS LIQUORS	8/11/23	JOHNSON BROTHERS LIQUORS	GOLF FUND	MERCHANDISE PURCHASES	1,314.50
	8/07/23	JOHNSON BROTHERS LIQUORS	LIQUOR FUND	MERCHANDISE PURCHASES	540.95
	8/07/23	JOHNSON BROTHERS LIQUORS	LIQUOR FUND	MERCHANDISE PURCHASES	19.80
	8/07/23	JOHNSON BROTHERS LIQUORS	LIQUOR FUND	MERCHANDISE PURCHASES	54.00
	8/07/23	JOHNSON BROTHERS LIQUORS	LIQUOR FUND	MERCHANDISE PURCHASES	1.98
	8/11/23	49750251	LIQUOR FUND	MERCHANDISE PURCHASES	4,675.06
	8/11/23	49750251	LIQUOR FUND	MERCHANDISE PURCHASES	123.02
	8/11/23	JOHNSON BROTHERS LIQUORS	LIQUOR FUND	MERCHANDISE PURCHASES	106.15
	8/07/23	JOHNSON BROTHERS LIQUORS	LIQUOR FUND	MERCHANDISE PURCHASES	6,584.50
	8/07/23	JOHNSON BROTHERS LIQUORS	LIQUOR FUND	MERCHANDISE PURCHASES	151.49
	8/07/23	JOHNSON BROTHERS LIQUORS	LIQUOR FUND	MERCHANDISE PURCHASES	160.00
	8/07/23	JOHNSON BROTHERS LIQUORS	LIQUOR FUND	MERCHANDISE PURCHASES	3.96
	8/11/23	JOHNSON BROTHERS LIQUORS	LIQUOR FUND	MERCHANDISE PURCHASES	888.70
	8/11/23	JOHNSON BROTHERS LIQUORS	LIQUOR FUND	MERCHANDISE PURCHASES	28.71
	8/11/23	JOHNSON BROTHERS LIQUORS	LIQUOR FUND	MERCHANDISE PURCHASES	8.26
	8/07/23	JOHNSON BROTHERS LIQUORS	LIQUOR FUND	MERCHANDISE PURCHASES	<u>1.98</u>
				TOTAL:	<u>14,663.06</u>
JOHNSON JET-LINE INC	8/11/23	JOHNSON JET-LINE INC	SEWER FUND	SANITARY SEWER MAINTEN	<u>1,762.00</u>
				TOTAL:	<u>1,762.00</u>
KODY VAN DEN EYKEL	8/11/23	KODY VAN DEN EYKEL	WELLNESS CENTER	ADMIN & GENERAL	<u>200.00</u>
				TOTAL:	<u>200.00</u>
L.M.C. INSURANCE TRUST	8/31/23	L.M.C. INSURANCE TRUST	GENERAL FUND	NON-DEPARTMENTAL	<u>139,335.00</u>
				TOTAL:	<u>139,335.00</u>
LARRY'S ELECTRIC	8/25/23	LARRY'S ELECTRIC	GENERAL FUND	CITY HALL MAINTENANCE	66.40
	8/11/23	LARRY'S ELECTRIC	GENERAL FUND	CAMPGROUND	85.95
	8/31/23	LARRY'S ELECTRIC	GENERAL FUND	CAMPGROUND	245.35
	8/11/23	LARRY'S ELECTRIC	SEWER FUND	WASTEWATER TREATMENT P	115.20
	8/31/23	LARRY'S ELECTRIC	SEWER FUND	WASTEWATER TREATMENT P	<u>774.45</u>
				TOTAL:	<u>1,287.35</u>
LARRY'S FAMILY PIZZA	8/11/23	LARRY'S FAMILY PIZZA	GENERAL FUND	DEVELOPMENT AUTHORITY	<u>71.00</u>
				TOTAL:	<u>71.00</u>
LEAF RIVER AG SERVICE	8/11/23	LEAF RIVER AG SERVICE	GENERAL FUND	PARKS	1,497.63
	8/11/23	LEAF RIVER AG SERVICE	GENERAL FUND	PARKS	1,674.40
	8/11/23	LEAF RIVER AG SERVICE	GENERAL FUND	PARKS	470.00
	8/18/23	FUEL OUTSIDE TANKS	GOLF FUND	COURSE MAINTENANCE EXP	<u>2,272.25</u>
				TOTAL:	<u>5,914.28</u>

VENDOR NAME	DATE	DESCRIPTION	FUND	DEPARTMENT	AMOUNT
LOFFLER COMPANIES INC.	8/21/23	LOFFLER COMPANIES INC.	ELECTRIC FUND	ADMIN & GENERAL	291.94
	8/21/23	LOFFLER COMPANIES INC.	ELECTRIC FUND	ADMIN & GENERAL	54.49
	8/21/23	LOFFLER COMPANIES INC.	WELLNESS CENTER	ADMIN & GENERAL	<u>152.56</u>
				TOTAL:	498.99
LOFFLER COMPANIES, INC.	8/11/23	LOFFLER COMPANIES, INC.	ELECTRIC FUND	ADMIN & GENERAL	29.03
	8/25/23	LOFFLER COMPANIES, INC.	ELECTRIC FUND	ADMIN & GENERAL	28.20
	8/11/23	LOFFLER COMPANIES, INC.	WELLNESS CENTER	ADMIN & GENERAL	<u>127.80</u>
				TOTAL:	185.03
LONG PRAIRIE SANITATION	8/11/23	LONG PRAIRIE SANITATION	GENERAL FUND	WASTE (REFUSE) COLLECT	44.65
	8/11/23	LONG PRAIRIE SANITATION	GENERAL FUND	WASTE (REFUSE) COLLECT	440.97
	8/11/23	LONG PRAIRIE SANITATION	GENERAL FUND	WASTE (REFUSE) COLLECT	293.98
	8/11/23	LONG PRAIRIE SANITATION	GENERAL FUND	WASTE (REFUSE) COLLECT	293.98
	8/11/23	LONG PRAIRIE SANITATION	GENERAL FUND	WASTE (REFUSE) COLLECT	78.09
	8/11/23	LONG PRAIRIE SANITATION	WDA REVOLVING LOAN	LOAN FUND EXPENSES	36.88
	8/11/23	LONG PRAIRIE SANITATION	GOLF FUND	COURSE MAINTENANCE EXP	248.04
	8/11/23	LONG PRAIRIE SANITATION	ELECTRIC FUND	MNT OF GENERAL PLANT	78.09
	8/11/23	LONG PRAIRIE SANITATION	WELLNESS CENTER	ADMIN & GENERAL	<u>156.19</u>
				TOTAL:	1,670.87
LYLE'S SHOES	8/11/23	LYLE'S SHOES	GENERAL FUND	POLICE DEPARTMENT	<u>219.95</u>
				TOTAL:	219.95
M-R SIGN	8/31/23	M-R SIGN	GENERAL FUND	STREET SIGNS/MARKINGS	<u>175.31</u>
				TOTAL:	175.31
M.E.R.C.	8/30/23	M.E.R.C.	GENERAL FUND	FIRE DEPARTMENT	28.91
	8/30/23	M.E.R.C.	GENERAL FUND	FIRE DEPARTMENT	67.88
	8/30/23	M.E.R.C.	GENERAL FUND	STREET SHOP MAINTENANC	64.77
	8/30/23	M.E.R.C.	GENERAL FUND	LIBRARY	147.11
	8/30/23	M.E.R.C.	SEWER FUND	WASTEWATER TREATMENT P	1,073.30
	8/30/23	M.E.R.C.	LIQUOR FUND	BUILDING MAINTENANCE	<u>31.04</u>
			TOTAL:	1,413.01	
MACQUEEN EQUIPMENT INC	8/31/23	MACQUEEN EQUIPMENT INC	GENERAL FUND	FIRE DEPARTMENT	964.70
	8/11/23	MACQUEEN EQUIPMENT INC	GENERAL FUND	STREET EQUIPMENT MNT	<u>1,155.70</u>
				TOTAL:	2,120.40
MARS SUPPLY	8/31/23	MARS SUPPLY	GENERAL FUND	FIRE DEPARTMENT	10,698.07
	8/31/23	MARS SUPPLY	GENERAL FUND	FIRE DEPARTMENT	<u>71.16</u>
				TOTAL:	10,769.23
MARY ANN SUHL	8/11/23	MARY ANN SUHL	GENERAL FUND	CAMPGROUND	<u>592.04</u>
				TOTAL:	592.04

VENDOR NAME	DATE	DESCRIPTION	FUND	DEPARTMENT	AMOUNT
	8/11/23	MERICKEL LUMBER & HDWR	GOLF FUND	COURSE MAINTENANCE EXP	84.56
	8/11/23	MERICKEL LUMBER & HDWR	ELECTRIC FUND	MNT - UG LINES	61.18
	8/11/23	MERICKEL LUMBER & HDWR	ELECTRIC FUND	MNT - UG LINES	<u>32.21</u>
				TOTAL:	367.74
MICHELLE PETERSON	8/18/23	SUPPLIES	GENERAL FUND	LIBRARY	<u>87.46</u>
				TOTAL:	87.46
MID MN TRUCK PARTS	8/11/23	MID MN TRUCK PARTS	GENERAL FUND	STREET EQUIPMENT MNT	<u>55.60</u>
				TOTAL:	55.60
MINNESOTA DEPARTMENT OF REVENUE-PR	8/03/23	STATE WITHHOLDING	GENERAL FUND	NON-DEPARTMENTAL	2,144.33
	8/17/23	STATE WITHHOLDING	GENERAL FUND	NON-DEPARTMENTAL	2,310.84
	8/31/23	STATE WITHHOLDING	GENERAL FUND	NON-DEPARTMENTAL	2,093.99
	8/03/23	STATE WITHHOLDING	SEWER FUND	NON-DEPARTMENTAL	212.03
	8/17/23	STATE WITHHOLDING	SEWER FUND	NON-DEPARTMENTAL	274.11
	8/31/23	STATE WITHHOLDING	SEWER FUND	NON-DEPARTMENTAL	199.11
	8/03/23	STATE WITHHOLDING	GOLF FUND	NON-DEPARTMENTAL	214.58
	8/17/23	STATE WITHHOLDING	GOLF FUND	NON-DEPARTMENTAL	306.14
	8/31/23	STATE WITHHOLDING	GOLF FUND	NON-DEPARTMENTAL	208.91
	8/03/23	STATE WITHHOLDING	ELECTRIC FUND	NON-DEPARTMENTAL	783.02
	8/17/23	STATE WITHHOLDING	ELECTRIC FUND	NON-DEPARTMENTAL	1,030.24
	8/31/23	STATE WITHHOLDING	ELECTRIC FUND	NON-DEPARTMENTAL	833.35
	8/03/23	STATE WITHHOLDING	WATER FUND	NON-DEPARTMENTAL	219.65
	8/17/23	STATE WITHHOLDING	WATER FUND	NON-DEPARTMENTAL	355.29
	8/31/23	STATE WITHHOLDING	WATER FUND	NON-DEPARTMENTAL	228.41
	8/03/23	STATE WITHHOLDING	LIQUOR FUND	NON-DEPARTMENTAL	290.42
	8/17/23	STATE WITHHOLDING	LIQUOR FUND	NON-DEPARTMENTAL	344.66
	8/31/23	STATE WITHHOLDING	LIQUOR FUND	NON-DEPARTMENTAL	288.20
	8/03/23	STATE WITHHOLDING	WELLNESS CENTER	NON-DEPARTMENTAL	345.34
	8/17/23	STATE WITHHOLDING	WELLNESS CENTER	NON-DEPARTMENTAL	273.59
	8/31/23	STATE WITHHOLDING	WELLNESS CENTER	NON-DEPARTMENTAL	<u>216.77</u>
				TOTAL:	13,172.98
MISC.	8/01/23	J HENRICHS PROPRTIE 06-0470-08	ELECTRIC FUND	NON-DEPARTMENTAL	26.10
	8/03/23	HURTIG, TYLER L 18-0250-06	ELECTRIC FUND	NON-DEPARTMENTAL	272.82
	8/03/23	OSTRANDER, JUSTIN 19-0430-01	ELECTRIC FUND	NON-DEPARTMENTAL	252.21
	8/03/23	O'HALLORAN, JOSEPH 19-0520-19	ELECTRIC FUND	NON-DEPARTMENTAL	185.48
	8/03/23	BARTELL, DREW 19-0540-02	ELECTRIC FUND	NON-DEPARTMENTAL	37.90
	8/03/23	AHO, JEREMY & AMANDA 19-0580-10	ELECTRIC FUND	NON-DEPARTMENTAL	186.72
	8/03/23	GILLARD, NOEL 19-0710-12	ELECTRIC FUND	NON-DEPARTMENTAL	189.38
	8/03/23	NIEJADLIK, GREG 19-0730-12	ELECTRIC FUND	NON-DEPARTMENTAL	191.31
	8/04/23	BERNARD, TRAVIS 13-0480-98	ELECTRIC FUND	NON-DEPARTMENTAL	5.83
	8/11/23	USHERWOOD, HOLLY 09-0153-01	ELECTRIC FUND	NON-DEPARTMENTAL	16.12
	8/11/23	HANSON, STEVEN M 09-0180-00	ELECTRIC FUND	NON-DEPARTMENTAL	<u>50.74</u>

VENDOR NAME	DATE	DESCRIPTION	FUND	DEPARTMENT	AMOUNT
MN CHILD SUPPORT PAYMENT CENTER	8/03/23	CHILD SUPPORT	GENERAL FUND	NON-DEPARTMENTAL	112.59
	8/17/23	CHILD SUPPORT	GENERAL FUND	NON-DEPARTMENTAL	112.59
	8/31/23	CHILD SUPPORT	GENERAL FUND	NON-DEPARTMENTAL	112.59
	8/31/23	CHILD SUPPORT	GENERAL FUND	NON-DEPARTMENTAL	8.37
	8/31/23	CHILD SUPPORT	SEWER FUND	NON-DEPARTMENTAL	0.99
	8/31/23	CHILD SUPPORT	GOLF FUND	NON-DEPARTMENTAL	0.99
	8/31/23	CHILD SUPPORT	ELECTRIC FUND	NON-DEPARTMENTAL	6.98
	8/31/23	CHILD SUPPORT	WATER FUND	NON-DEPARTMENTAL	0.99
	8/31/23	CHILD SUPPORT	LIQUOR FUND	NON-DEPARTMENTAL	0.99
	8/31/23	CHILD SUPPORT	WELLNESS CENTER	NON-DEPARTMENTAL	<u>0.99</u>
				TOTAL:	358.07
MN DEPART OF REVENUE	8/21/23	MN DEPART OF REVENUE	GENERAL FUND	NON-DEPARTMENTAL	1,798.00
	8/21/23	MN DEPART OF REVENUE	GENERAL FUND	NON-DEPARTMENTAL	131.00
	8/21/23	MN DEPART OF REVENUE	GENERAL FUND	NON-DEPARTMENTAL	1.00
	8/21/23	MN DEPART OF REVENUE	GOLF FUND	NON-DEPARTMENTAL	5,923.00
	8/21/23	MN DEPART OF REVENUE	GOLF FUND	NON-DEPARTMENTAL	404.00
	8/21/23	MN DEPART OF REVENUE	GOLF FUND	NON-DEPARTMENTAL	431.00
	8/21/23	MN DEPART OF REVENUE	GOLF FUND	COURSE MAINTENANCE EXP	2.76
	8/21/23	MN DEPART OF REVENUE	GOLF FUND	COURSE MAINTENANCE EXP	5.50
	8/21/23	MN DEPART OF REVENUE	GOLF FUND	ADMIN & GENERAL	17.44
	8/21/23	MN DEPART OF REVENUE	ELECTRIC FUND	NON-DEPARTMENTAL	25,917.00
	8/21/23	MN DEPART OF REVENUE	ELECTRIC FUND	NON-DEPARTMENTAL	1,885.00
	8/21/23	MN DEPART OF REVENUE	ELECTRIC FUND	ADMIN & GENERAL	21.30
	8/21/23	MN DEPART OF REVENUE	LIQUOR FUND	NON-DEPARTMENTAL	18,912.00
	8/21/23	MN DEPART OF REVENUE	LIQUOR FUND	NON-DEPARTMENTAL	6,724.00
	8/21/23	MN DEPART OF REVENUE	LIQUOR FUND	NON-DEPARTMENTAL	1,375.00
	8/21/23	MN DEPART OF REVENUE	WELLNESS CENTER	NON-DEPARTMENTAL	2,107.00
8/21/23	MN DEPART OF REVENUE	WELLNESS CENTER	NON-DEPARTMENTAL	<u>153.00</u>	
				TOTAL:	65,808.00
MN DEPARTMENT OF HEALTH	8/25/23	MN DEPARTMENT OF HEALTH	WATER FUND	ADMIN & GENERAL	<u>4,637.00</u>
				TOTAL:	4,637.00
MN DEPT OF COMMERCE	8/11/23	MN DEPT OF COMMERCE	ELECTRIC FUND	ADMIN & GENERAL	<u>1,155.40</u>
				TOTAL:	1,155.40
MN DEPT OF LABOR & INDUST	8/11/23	MN DEPT OF LABOR & INDUST	WELLNESS CENTER	FITNESS EXPENSES	<u>100.00</u>
				TOTAL:	100.00
MN GOLF ASSOCIATION INC	8/18/23	2023 MEMBER FACILITY DUES	GOLF FUND	ADMIN & GENERAL	180.00
	8/18/23	ADULT & JUNIOR MEMBERSHIP	GOLF FUND	ADMIN & GENERAL	<u>1,295.00</u>
				TOTAL:	1,475.00
MN MUNICIPAL UTILITIES	8/11/23	MN MUNICIPAL UTILITIES	GENERAL FUND	POLICE DEPARTMENT	37.50

VENDOR NAME	DATE	DESCRIPTION	FUND	DEPARTMENT	AMOUNT
	8/03/23	HEALTH INSURANCE	GENERAL FUND	ACCOUNTING	640.00
	8/03/23	HSA HEALTH INS - SINGLES	GENERAL FUND	ACCOUNTING	30.95
	8/03/23	HSA HEALTH INS - SINGLES	GENERAL FUND	ACCOUNTING	10.92
	8/03/23	HSA HEALTH INS - SINGLES	GENERAL FUND	PLANNING & ZONING	333.20
	8/03/23	HSA HEALTH INS - SINGLES	GENERAL FUND	PLANNING & ZONING	353.23
	8/03/23	HSA HEALTH INS - SINGLES	GENERAL FUND	CITY HALL MAINTENANCE	72.83
	8/03/23	HSA HEALTH INS - SINGLES	GENERAL FUND	CITY HALL MAINTENANCE	72.83
	8/03/23	HEALTH INSURANCE	GENERAL FUND	POLICE DEPARTMENT	2,500.00
	8/03/23	HEALTH INSURANCE	GENERAL FUND	POLICE DEPARTMENT	2,500.00
	8/03/23	HSA HEALTH INS - SINGLES	GENERAL FUND	POLICE DEPARTMENT	1,208.98
	8/03/23	HSA HEALTH INS - SINGLES	GENERAL FUND	POLICE DEPARTMENT	1,208.98
	8/03/23	HSA HEALTH INS - SINGLES	GENERAL FUND	FIRE DEPARTMENT	14.57
	8/03/23	HSA HEALTH INS - SINGLES	GENERAL FUND	FIRE DEPARTMENT	14.57
	8/03/23	HEALTH INSURANCE	GENERAL FUND	GENERAL ROADWAY MAINTENANCE	299.66
	8/03/23	HEALTH INSURANCE	GENERAL FUND	GENERAL ROADWAY MAINTENANCE	192.77
	8/03/23	HSA HEALTH INS - SINGLES	GENERAL FUND	GENERAL ROADWAY MAINTENANCE	105.15
	8/03/23	HSA HEALTH INS - SINGLES	GENERAL FUND	GENERAL ROADWAY MAINTENANCE	18.20
	8/03/23	HSA HEALTH INS - SINGLE+1	GENERAL FUND	GENERAL ROADWAY MAINTENANCE	91.86
	8/03/23	HSA HEALTH INS - SINGLE+1	GENERAL FUND	GENERAL ROADWAY MAINTENANCE	93.75
	8/03/23	PEIP SINGLE VALUE PLAN	GENERAL FUND	GENERAL ROADWAY MAINTENANCE	38.30
	8/03/23	PEIP SINGLE VALUE PLAN	GENERAL FUND	GENERAL ROADWAY MAINTENANCE	14.36
	8/03/23	HSA HEALTH INS - SINGLES	GENERAL FUND	STREET SHOP MAINTENANCE	29.13
	8/03/23	HSA HEALTH INS - SINGLES	GENERAL FUND	STREET SHOP MAINTENANCE	29.13
	8/03/23	HSA HEALTH INS - SINGLE+1	GENERAL FUND	STREET SHOP MAINTENANCE	7.58
	8/03/23	HSA HEALTH INS - SINGLES	GENERAL FUND	PAVED STREETS	203.21
	8/03/23	HSA HEALTH INS - SINGLES	GENERAL FUND	PAVED STREETS	29.13
	8/03/23	PEIP SINGLE VALUE PLAN	GENERAL FUND	PAVED STREETS	38.30
	8/03/23	HSA HEALTH INS - SINGLES	GENERAL FUND	UNPAVED STREETS/ALLEYS	29.13
	8/03/23	PEIP SINGLE VALUE PLAN	GENERAL FUND	UNPAVED STREETS/ALLEYS	153.21
	8/03/23	PEIP SINGLE VALUE PLAN	GENERAL FUND	UNPAVED STREETS/ALLEYS	38.30
	8/03/23	HSA HEALTH INS - SINGLE+1	GENERAL FUND	SNOW & ICE REMOVAL	55.11
	8/03/23	HSA HEALTH INS - SINGLE+1	GENERAL FUND	SNOW & ICE REMOVAL	56.25
	8/03/23	HSA HEALTH INS - SINGLES	GENERAL FUND	STREET EQUIPMENT MNT	24.73
	8/03/23	MN PEIP - c/o MMB FISCAL S	GENERAL FUND	STREET EQUIPMENT MNT	1,587.26
	8/03/23	PEIP SINGLE VALUE PLAN	GENERAL FUND	STREET EQUIPMENT MNT	38.30
	8/03/23	HSA HEALTH INS - SINGLES	GENERAL FUND	STREET SIGNS/MARKINGS	110.66
	8/03/23	HSA HEALTH INS - SINGLES	GENERAL FUND	STREET SIGNS/MARKINGS	203.16
	8/03/23	PEIP SINGLE VALUE PLAN	GENERAL FUND	STREET SIGNS/MARKINGS	76.60
	8/03/23	PEIP SINGLE VALUE PLAN	GENERAL FUND	STREET SIGNS/MARKINGS	253.75
	8/03/23	HSA HEALTH INS - SINGLES	GENERAL FUND	STORM SEWERS	7.11
	8/03/23	HSA HEALTH INS - SINGLE+1	GENERAL FUND	STORM SEWERS	36.74
	8/03/23	HSA HEALTH INS - SINGLE+1	GENERAL FUND	STORM SEWERS	37.50
	8/03/23	HEALTH INSURANCE	GENERAL FUND	STREET CLEANING	24.29
	8/03/23	HSA HEALTH INS - SINGLES	GENERAL FUND	STREET CLEANING	43.70
	8/03/23	HSA HEALTH INS - SINGLES	GENERAL FUND	STREET CLEANING	83.84

VENDOR NAME	DATE	DESCRIPTION	FUND	DEPARTMENT	AMOUNT
	8/03/23	HSA HEALTH INS - SINGLES	GENERAL FUND	PARKS	376.56
	8/03/23	HSA HEALTH INS - SINGLE+1	GENERAL FUND	PARKS	73.49
	8/03/23	HSA HEALTH INS - SINGLE+1	GENERAL FUND	PARKS	75.00
	8/03/23	PEIP SINGLE VALUE PLAN	GENERAL FUND	PARKS	76.61
	8/03/23	PEIP SINGLE VALUE PLAN	GENERAL FUND	PARKS	38.31
	8/03/23	HSA HEALTH INS - SINGLES	GENERAL FUND	LIBRARY	72.83
	8/03/23	HSA HEALTH INS - SINGLES	GENERAL FUND	LIBRARY	72.83
	8/03/23	HEALTH INSURANCE	GENERAL FUND	AIRPORT	18.20
	8/03/23	HEALTH INSURANCE	GENERAL FUND	AIRPORT	24.10
	8/03/23	HSA HEALTH INS - SINGLES	GENERAL FUND	AIRPORT	14.47
	8/03/23	HSA HEALTH INS - SINGLES	GENERAL FUND	AIRPORT	88.58
	8/03/23	HSA HEALTH INS - SINGLES	GENERAL FUND	DEVELOPMENT AUTHORITY	218.49
	8/03/23	HSA HEALTH INS - SINGLES	GENERAL FUND	DEVELOPMENT AUTHORITY	218.49
	8/03/23	MN PEIP - c/o MMB FISCAL S	GENERAL FUND	HEALTH INSURANCE	582.64
	8/03/23	HEALTH INSURANCE	SEWER FUND	NON-DEPARTMENTAL	90.72
	8/03/23	HEALTH INSURANCE	SEWER FUND	NON-DEPARTMENTAL	98.10
	8/03/23	HSA HEALTH INS - SINGLE+1	SEWER FUND	NON-DEPARTMENTAL	46.40
	8/03/23	HSA HEALTH INS - SINGLE+1	SEWER FUND	NON-DEPARTMENTAL	47.35
	8/03/23	HEALTH INSURANCE	SEWER FUND	SANITARY SEWER MAINTEN	12.04
	8/03/23	HSA HEALTH INS - SINGLES	SEWER FUND	SANITARY SEWER MAINTEN	162.33
	8/03/23	HSA HEALTH INS - SINGLES	SEWER FUND	SANITARY SEWER MAINTEN	238.87
	8/03/23	HSA HEALTH INS - SINGLE+1	SEWER FUND	SANITARY SEWER MAINTEN	18.37
	8/03/23	HSA HEALTH INS - SINGLE+1	SEWER FUND	SANITARY SEWER MAINTEN	18.75
	8/03/23	HSA HEALTH INS - SINGLES	SEWER FUND	SWR LIFT STATIONS	42.99
	8/03/23	HSA HEALTH INS - SINGLES	SEWER FUND	SWR LIFT STATIONS	20.57
	8/03/23	HSA HEALTH INS - SINGLES	SEWER FUND	WASTEWATER TREATMENT P	387.54
	8/03/23	HSA HEALTH INS - SINGLES	SEWER FUND	WASTEWATER TREATMENT P	327.14
	8/03/23	HSA HEALTH INS - SINGLE+1	SEWER FUND	WASTEWATER TREATMENT P	55.11
	8/03/23	HSA HEALTH INS - SINGLE+1	SEWER FUND	WASTEWATER TREATMENT P	56.25
	8/03/23	MN PEIP - c/o MMB FISCAL S	SEWER FUND	WASTEWATER TREATMENT P	582.64
	8/03/23	HEALTH INSURANCE	SEWER FUND	ADMIN & GENERAL	154.49
	8/03/23	HEALTH INSURANCE	SEWER FUND	ADMIN & GENERAL	155.00
	8/03/23	HEALTH INSURANCE	GOLF FUND	NON-DEPARTMENTAL	322.69
	8/03/23	HEALTH INSURANCE	GOLF FUND	NON-DEPARTMENTAL	322.99
	8/03/23	HSA HEALTH INS - SINGLES	GOLF FUND	COURSE MAINTENANCE EXP	291.32
	8/03/23	HSA HEALTH INS - SINGLES	GOLF FUND	COURSE MAINTENANCE EXP	294.96
	8/03/23	HEALTH INSURANCE	GOLF FUND	ADMIN & GENERAL	549.49
	8/03/23	HEALTH INSURANCE	GOLF FUND	ADMIN & GENERAL	550.00
	8/03/23	HEALTH INSURANCE	ELECTRIC FUND	NON-DEPARTMENTAL	1,970.67
	8/03/23	HEALTH INSURANCE	ELECTRIC FUND	NON-DEPARTMENTAL	1,843.56
	8/03/23	HSA HEALTH INS - SINGLE+1	ELECTRIC FUND	NON-DEPARTMENTAL	15.96
	8/03/23	HEALTH INSURANCE	ELECTRIC FUND	WORK ORDERS	1,034.91
	8/03/23	HEALTH INSURANCE	ELECTRIC FUND	WORK ORDERS	1,285.94
	8/03/23	HSA HEALTH INS - SINGLES	ELECTRIC FUND	OPER - SUPERVISION & E	57.15
	8/03/23	HSA HEALTH INS - SINGLES	ELECTRIC FUND	OPER - SUPERVISION & E	58.27

VENDOR NAME	DATE	DESCRIPTION	FUND	DEPARTMENT	AMOUNT
	8/03/23	HEALTH INSURANCE	ELECTRIC FUND	MNT - STATION EQUIPMEN	64.09
	8/03/23	HEALTH INSURANCE	ELECTRIC FUND	MNT - STATION EQUIPMEN	87.51
	8/03/23	HSA HEALTH INS - SINGLE+1	ELECTRIC FUND	MNT - STATION EQUIPMEN	6.32
	8/03/23	HEALTH INSURANCE	ELECTRIC FUND	MNT - OH LINES	216.32
	8/03/23	HEALTH INSURANCE	ELECTRIC FUND	MNT - OH LINES	43.48
	8/03/23	HEALTH INSURANCE	ELECTRIC FUND	MNT - UG LINES	622.03
	8/03/23	HEALTH INSURANCE	ELECTRIC FUND	MNT - UG LINES	406.08
	8/03/23	HEALTH INSURANCE	ELECTRIC FUND	MNT - TRSFMRS & CAPACI	50.00
	8/03/23	HEALTH INSURANCE	ELECTRIC FUND	CUSTOMER ACCT EXP SUPV	211.15
	8/03/23	HEALTH INSURANCE	ELECTRIC FUND	CUSTOMER ACCT EXP SUPV	200.00
	8/03/23	HEALTH INSURANCE	ELECTRIC FUND	METER READING EXPENSE	149.32
	8/03/23	HEALTH INSURANCE	ELECTRIC FUND	CUSTOMER RECORDS	550.00
	8/03/23	HEALTH INSURANCE	ELECTRIC FUND	CUSTOMER RECORDS	550.00
	8/03/23	HEALTH INSURANCE	ELECTRIC FUND	ADMIN & GENERAL	434.07
	8/03/23	HEALTH INSURANCE	ELECTRIC FUND	ADMIN & GENERAL	405.00
	8/03/23	HSA HEALTH INS - SINGLES	ELECTRIC FUND	ADMIN & GENERAL	5.58
	8/03/23	HSA HEALTH INS - SINGLES	ELECTRIC FUND	ADMIN & GENERAL	72.83
	8/03/23	MN PEIP - c/o MMB FISCAL S	ELECTRIC FUND	ADMIN & GENERAL	1,587.26
	8/03/23	HEALTH INSURANCE	ELECTRIC FUND	MNT OF GENERAL PLANT	48.76
	8/03/23	HEALTH INSURANCE	ELECTRIC FUND	MNT OF GENERAL PLANT	11.24
	8/03/23	HSA HEALTH INS - SINGLES	ELECTRIC FUND	MNT OF GENERAL PLANT	29.13
	8/03/23	HSA HEALTH INS - SINGLES	ELECTRIC FUND	MNT OF GENERAL PLANT	29.13
	8/03/23	HEALTH INSURANCE	ELECTRIC FUND	TRUCK & EQUIPMENT MNT	25.00
	8/03/23	HEALTH INSURANCE	WATER FUND	NON-DEPARTMENTAL	270.55
	8/03/23	HEALTH INSURANCE	WATER FUND	NON-DEPARTMENTAL	393.90
	8/03/23	HSA HEALTH INS - SINGLE+1	WATER FUND	NON-DEPARTMENTAL	220.80
	8/03/23	HSA HEALTH INS - SINGLE+1	WATER FUND	NON-DEPARTMENTAL	236.76
	8/03/23	HEALTH INSURANCE	WATER FUND	POWER & PUMPING EXPENS	8.36
	8/03/23	HEALTH INSURANCE	WATER FUND	POWER & PUMPING EXPENS	25.01
	8/03/23	HSA HEALTH INS - SINGLE+1	WATER FUND	POWER & PUMPING EXPENS	6.32
	8/03/23	HEALTH INSURANCE	WATER FUND	WTR PURIFICATION EXPEN	227.75
	8/03/23	HEALTH INSURANCE	WATER FUND	WTR PURIFICATION EXPEN	204.77
	8/03/23	HSA HEALTH INS - SINGLES	WATER FUND	WTR PURIFICATION EXPEN	15.85
	8/03/23	HSA HEALTH INS - SINGLES	WATER FUND	WTR PURIFICATION EXPEN	16.02
	8/03/23	HSA HEALTH INS - SINGLE+1	WATER FUND	WTR PURIFICATION EXPEN	233.85
	8/03/23	HSA HEALTH INS - SINGLE+1	WATER FUND	WTR PURIFICATION EXPEN	262.50
	8/03/23	HEALTH INSURANCE	WATER FUND	WTR DISTRIBUTION EXPEN	70.08
	8/03/23	HEALTH INSURANCE	WATER FUND	WTR DISTRIBUTION EXPEN	134.83
	8/03/23	HEALTH INSURANCE	WATER FUND	ADMIN & GENERAL	104.49
	8/03/23	HEALTH INSURANCE	WATER FUND	ADMIN & GENERAL	105.00
	8/03/23	HSA HEALTH INS - SINGLES	WATER FUND	ADMIN & GENERAL	37.15
	8/03/23	HSA HEALTH INS - SINGLES	WATER FUND	ADMIN & GENERAL	37.87
	8/03/23	HSA HEALTH INS - SINGLE+1	WATER FUND	ADMIN & GENERAL	50.56
	8/03/23	HSA HEALTH INS - SINGLE+1	WATER FUND	ADMIN & GENERAL	51.56
	8/03/23	HEALTH INSURANCE	WATER FUND	METER READING & EXPENS	134.82

VENDOR NAME	DATE	DESCRIPTION	FUND	DEPARTMENT	AMOUNT
	8/03/23	HEALTH INSURANCE	LIQUOR FUND	MANAGER EXPENSES	609.49
	8/03/23	HEALTH INSURANCE	LIQUOR FUND	MANAGER EXPENSES	610.00
	8/03/23	HSA HEALTH INS - SINGLES	LIQUOR FUND	CASHIER EXPENSES	291.32
	8/03/23	HSA HEALTH INS - SINGLES	LIQUOR FUND	CASHIER EXPENSES	291.32
	8/03/23	HSA HEALTH INS - SINGLE+1	LIQUOR FUND	CASHIER EXPENSES	375.00
	8/03/23	HSA HEALTH INS - SINGLE+1	LIQUOR FUND	CASHIER EXPENSES	375.00
	8/03/23	HEALTH INSURANCE	WELLNESS CENTER	NON-DEPARTMENTAL	322.69
	8/03/23	HEALTH INSURANCE	WELLNESS CENTER	NON-DEPARTMENTAL	322.99
	8/03/23	HEALTH INSURANCE	WELLNESS CENTER	POOL EXPENSES	144.85
	8/03/23	HEALTH INSURANCE	WELLNESS CENTER	POOL EXPENSES	150.00
	8/03/23	HSA HEALTH INS - SINGLES	WELLNESS CENTER	POOL EXPENSES	87.40
	8/03/23	HSA HEALTH INS - SINGLES	WELLNESS CENTER	POOL EXPENSES	87.40
	8/03/23	HEALTH INSURANCE	WELLNESS CENTER	THERAPY POOL	48.28
	8/03/23	HEALTH INSURANCE	WELLNESS CENTER	THERAPY POOL	50.00
	8/03/23	HSA HEALTH INS - SINGLES	WELLNESS CENTER	THERAPY POOL	29.13
	8/03/23	HSA HEALTH INS - SINGLES	WELLNESS CENTER	THERAPY POOL	29.13
	8/03/23	HEALTH INSURANCE	WELLNESS CENTER	FITNESS EXPENSES	144.85
	8/03/23	HEALTH INSURANCE	WELLNESS CENTER	FITNESS EXPENSES	150.00
	8/03/23	HSA HEALTH INS - SINGLES	WELLNESS CENTER	FITNESS EXPENSES	87.40
	8/03/23	HSA HEALTH INS - SINGLES	WELLNESS CENTER	FITNESS EXPENSES	87.40
	8/03/23	HEALTH INSURANCE	WELLNESS CENTER	ADMIN & GENERAL	211.47
	8/03/23	HEALTH INSURANCE	WELLNESS CENTER	ADMIN & GENERAL	200.00
	8/03/23	HSA HEALTH INS - SINGLES	WELLNESS CENTER	ADMIN & GENERAL	87.39
	8/03/23	HSA HEALTH INS - SINGLES	WELLNESS CENTER	ADMIN & GENERAL	<u>87.39</u>
				TOTAL:	48,256.58
MN STATE RETIREMENT SYSTM	8/03/23	MN STATE RETIREMENT SYSTM	SEWER FUND	WASTEWATER TREATMENT P	<u>216.73</u>
				TOTAL:	216.73
MONEY MOVERS INC.	8/14/23	MONEY MOVERS INC.	WELLNESS CENTER	ADMIN & GENERAL	<u>11.75</u>
				TOTAL:	11.75
MONICA BROWNE	8/11/23	MONICA BROWNE	WELLNESS CENTER	ADMIN & GENERAL	<u>112.00</u>
				TOTAL:	112.00
MTI DISTRIBUTING	8/11/23	MTI DISTRIBUTING	GENERAL FUND	PARKS	513.37
	8/11/23	MTI DISTRIBUTING	GENERAL FUND	PARKS	62.71
	8/11/23	MTI DISTRIBUTING	GOLF FUND	COURSE MAINTENANCE EXP	184.75
	8/11/23	MTI DISTRIBUTING	GOLF FUND	COURSE MAINTENANCE EXP	681.98
	8/11/23	MTI DISTRIBUTING	GOLF FUND	COURSE MAINTENANCE EXP	72.11
	8/25/23	MTI DISTRIBUTING	GOLF FUND	COURSE MAINTENANCE EXP	<u>578.72</u>
				TOTAL:	2,093.64
NAPA CENTRAL MN	8/11/23	NAPA CENTRAL MN	GENERAL FUND	PARKS	34.58
	8/11/23	NAPA CENTRAL MN	GENERAL FUND	PARKS	<u>5.24</u>

VENDOR NAME	DATE	DESCRIPTION	FUND	DEPARTMENT	AMOUNT
NORTHERN LINES CONTRACTING	8/11/23	NORTHERN LINES CONTRACTING	CAPITAL PROJECTS F	PROJECTS	<u>671,923.02</u>
				TOTAL:	671,923.02
O'REILLY AUTOMOTIVE INC.	8/31/23	O'REILLY AUTOMOTIVE INC.	GENERAL FUND	STREET SHOP MAINTENANC	12.99
	8/18/23	OIL & FILTER	GOLF FUND	COURSE MAINTENANCE EXP	74.18
	8/11/23	O'REILLY AUTOMOTIVE INC.	GOLF FUND	COURSE MAINTENANCE EXP	74.64
	8/18/23	MEGACRIMPS & HOSE TORO MOW	GOLF FUND	COURSE MAINTENANCE EXP	<u>55.12</u>
				TOTAL:	216.93
ORCHARD TRUST COMPANY, LLC	8/03/23	ORCHARD TRUST	GENERAL FUND	NON-DEPARTMENTAL	15.71
	8/31/23	ORCHARD TRUST	GENERAL FUND	NON-DEPARTMENTAL	15.71
	8/03/23	EMPOWER-ROTH	GENERAL FUND	NON-DEPARTMENTAL	53.75
	8/31/23	EMPOWER-ROTH	GENERAL FUND	NON-DEPARTMENTAL	53.75
	8/03/23	EMPOWER-TRAD	GENERAL FUND	NON-DEPARTMENTAL	8.00
	8/31/23	EMPOWER-TRAD	GENERAL FUND	NON-DEPARTMENTAL	8.00
	8/03/23	EMPOWER-TRAD	GENERAL FUND	ACCOUNTING	8.00
	8/31/23	EMPOWER-TRAD	GENERAL FUND	ACCOUNTING	8.00
	8/03/23	ORCHARD TRUST	GENERAL FUND	POLICE DEPARTMENT	15.71
	8/31/23	ORCHARD TRUST	GENERAL FUND	POLICE DEPARTMENT	15.39
	8/31/23	ORCHARD TRUST	GENERAL FUND	POLICE DEPARTMENT	0.32
	8/03/23	EMPOWER-TRAD	SEWER FUND	NON-DEPARTMENTAL	1.00
	8/31/23	EMPOWER-TRAD	SEWER FUND	NON-DEPARTMENTAL	1.00
	8/03/23	EMPOWER-TRAD	SEWER FUND	ADMIN & GENERAL	1.00
	8/31/23	EMPOWER-TRAD	SEWER FUND	ADMIN & GENERAL	1.00
	8/03/23	EMPOWER-ROTH	ELECTRIC FUND	NON-DEPARTMENTAL	161.25
	8/31/23	EMPOWER-ROTH	ELECTRIC FUND	NON-DEPARTMENTAL	161.25
	8/03/23	EMPOWER-TRAD	ELECTRIC FUND	NON-DEPARTMENTAL	10.00
	8/31/23	EMPOWER-TRAD	ELECTRIC FUND	NON-DEPARTMENTAL	10.00
	8/03/23	EMPOWER-TRAD	ELECTRIC FUND	CUSTOMER ACCT EXP SUPV	4.00
	8/31/23	EMPOWER-TRAD	ELECTRIC FUND	CUSTOMER ACCT EXP SUPV	4.00
	8/03/23	EMPOWER-TRAD	ELECTRIC FUND	CUSTOMER RECORDS	2.00
	8/31/23	EMPOWER-TRAD	ELECTRIC FUND	CUSTOMER RECORDS	2.00
	8/03/23	EMPOWER-TRAD	ELECTRIC FUND	ADMIN & GENERAL	4.00
	8/31/23	EMPOWER-TRAD	ELECTRIC FUND	ADMIN & GENERAL	4.00
	8/03/23	EMPOWER-TRAD	WATER FUND	NON-DEPARTMENTAL	1.00
	8/31/23	EMPOWER-TRAD	WATER FUND	NON-DEPARTMENTAL	1.00
	8/03/23	EMPOWER-TRAD	WATER FUND	CUSTOMER SERVICE EXPEN	1.00
	8/31/23	EMPOWER-TRAD	WATER FUND	CUSTOMER SERVICE EXPEN	<u>1.00</u>
				TOTAL:	572.84
PAUSTIS WINE COMPANY	8/31/23	PAUSTIS WINE COMPANY	LIQUOR FUND	MERCHANDISE PURCHASES	710.00
	8/31/23	PAUSTIS WINE COMPANY	LIQUOR FUND	MERCHANDISE PURCHASES	<u>12.60</u>
				TOTAL:	722.60
PEPSI BEVERAGE COMPANY	8/25/23	PEPSI BEVERAGE COMPANY	GOLF FUND	MERCHANDISE PURCHASES	583.08

VENDOR NAME	DATE	DESCRIPTION	FUND	DEPARTMENT	AMOUNT
				TOTAL:	176.80
PUBLIC EMPLOYEES RETIREMENT ASSOCIATIO	8/03/23	PERA-COOR	GENERAL FUND	NON-DEPARTMENTAL	1,801.54
	8/17/23	PERA-COOR	GENERAL FUND	NON-DEPARTMENTAL	1,648.44
	8/31/23	PERA-COOR	GENERAL FUND	NON-DEPARTMENTAL	1,742.22
	8/03/23	PERA-P&F	GENERAL FUND	NON-DEPARTMENTAL	2,958.49
	8/17/23	PERA-P&F	GENERAL FUND	NON-DEPARTMENTAL	3,097.94
	8/31/23	PERA-P&F	GENERAL FUND	NON-DEPARTMENTAL	3,041.39
	8/03/23	PERA-COOR	GENERAL FUND	CITY ADMINISTRATOR	98.68
	8/17/23	PERA-COOR	GENERAL FUND	CITY ADMINISTRATOR	98.68
	8/31/23	PERA-COOR	GENERAL FUND	CITY ADMINISTRATOR	98.68
	8/03/23	PERA-COOR	GENERAL FUND	ACCOUNTING	238.02
	8/17/23	PERA-COOR	GENERAL FUND	ACCOUNTING	242.68
	8/31/23	PERA-COOR	GENERAL FUND	ACCOUNTING	239.44
	8/03/23	PERA-COOR	GENERAL FUND	PLANNING & ZONING	204.44
	8/17/23	PERA-COOR	GENERAL FUND	PLANNING & ZONING	185.58
	8/31/23	PERA-COOR	GENERAL FUND	PLANNING & ZONING	198.93
	8/03/23	PERA-COOR	GENERAL FUND	CITY HALL MAINTENANCE	35.19
	8/17/23	PERA-COOR	GENERAL FUND	CITY HALL MAINTENANCE	35.19
	8/31/23	PERA-COOR	GENERAL FUND	CITY HALL MAINTENANCE	56.30
	8/03/23	PERA-COOR	GENERAL FUND	POLICE DEPARTMENT	194.17
	8/17/23	PERA-COOR	GENERAL FUND	POLICE DEPARTMENT	177.17
	8/31/23	PERA-COOR	GENERAL FUND	POLICE DEPARTMENT	173.66
	8/03/23	PERA-P&F	GENERAL FUND	POLICE DEPARTMENT	4,437.73
	8/17/23	PERA-P&F	GENERAL FUND	POLICE DEPARTMENT	4,646.91
	8/31/23	PERA-P&F	GENERAL FUND	POLICE DEPARTMENT	4,562.11
	8/03/23	PERA-COOR	GENERAL FUND	FIRE DEPARTMENT	7.04
	8/17/23	PERA-COOR	GENERAL FUND	FIRE DEPARTMENT	7.04
	8/31/23	PERA-COOR	GENERAL FUND	FIRE DEPARTMENT	3.52
	8/03/23	PERA-COOR	GENERAL FUND	GENERAL ROADWAY MAINTENANCE	160.58
	8/17/23	PERA-COOR	GENERAL FUND	GENERAL ROADWAY MAINTENANCE	262.78
	8/31/23	PERA-COOR	GENERAL FUND	GENERAL ROADWAY MAINTENANCE	291.74
	8/03/23	PERA-COOR	GENERAL FUND	STREET SHOP MAINTENANCE	14.08
	8/17/23	PERA-COOR	GENERAL FUND	STREET SHOP MAINTENANCE	19.92
	8/31/23	PERA-COOR	GENERAL FUND	STREET SHOP MAINTENANCE	16.19
	8/03/23	PERA-COOR	GENERAL FUND	PAVED STREETS	15.16
	8/17/23	PERA-COOR	GENERAL FUND	PAVED STREETS	68.54
	8/31/23	PERA-COOR	GENERAL FUND	PAVED STREETS	90.44
	8/03/23	PERA-COOR	GENERAL FUND	UNPAVED STREETS/ALLEYS	31.74
	8/17/23	PERA-COOR	GENERAL FUND	UNPAVED STREETS/ALLEYS	49.75
	8/31/23	PERA-COOR	GENERAL FUND	UNPAVED STREETS/ALLEYS	16.58
	8/03/23	PERA-COOR	GENERAL FUND	SNOW & ICE REMOVAL	40.93
	8/17/23	PERA-COOR	GENERAL FUND	SNOW & ICE REMOVAL	40.93
	8/31/23	PERA-COOR	GENERAL FUND	SNOW & ICE REMOVAL	40.93
	8/03/23	PERA-COOR	GENERAL FUND	STREET EQUIPMENT MNT	33.00

VENDOR NAME	DATE	DESCRIPTION	FUND	DEPARTMENT	AMOUNT
	8/17/23	PERA-COOR	GENERAL FUND	WASTE (REFUSE) COLLECT	26.16
	8/31/23	PERA-COOR	GENERAL FUND	WASTE (REFUSE) COLLECT	37.51
	8/31/23	PERA-COOR	GENERAL FUND	WEED CONTROL	16.42
	8/31/23	PERA-COOR	GENERAL FUND	PLAYGROUNDS	51.32
	8/03/23	PERA-COOR	GENERAL FUND	CAMPGROUND	12.32
	8/31/23	PERA-COOR	GENERAL FUND	CAMPGROUND	2.05
	8/03/23	PERA-COOR	GENERAL FUND	PARKS	363.10
	8/17/23	PERA-COOR	GENERAL FUND	PARKS	235.32
	8/31/23	PERA-COOR	GENERAL FUND	PARKS	243.80
	8/03/23	PERA-COOR	GENERAL FUND	LIBRARY	35.19
	8/17/23	PERA-COOR	GENERAL FUND	LIBRARY	35.19
	8/31/23	PERA-COOR	GENERAL FUND	LIBRARY	28.15
	8/03/23	PERA-COOR	GENERAL FUND	AIRPORT	62.32
	8/17/23	PERA-COOR	GENERAL FUND	AIRPORT	32.15
	8/31/23	PERA-COOR	GENERAL FUND	AIRPORT	53.38
	8/03/23	PERA-COOR	GENERAL FUND	DEVELOPMENT AUTHORITY	171.72
	8/17/23	PERA-COOR	GENERAL FUND	DEVELOPMENT AUTHORITY	171.72
	8/31/23	PERA-COOR	GENERAL FUND	DEVELOPMENT AUTHORITY	175.94
	8/03/23	PERA-COOR	SEWER FUND	NON-DEPARTMENTAL	437.04
	8/17/23	PERA-COOR	SEWER FUND	NON-DEPARTMENTAL	474.65
	8/31/23	PERA-COOR	SEWER FUND	NON-DEPARTMENTAL	413.91
	8/03/23	PERA-COOR	SEWER FUND	SANITARY SEWER MAINTEN	171.61
	8/17/23	PERA-COOR	SEWER FUND	SANITARY SEWER MAINTEN	157.18
	8/31/23	PERA-COOR	SEWER FUND	SANITARY SEWER MAINTEN	90.66
	8/17/23	PERA-COOR	SEWER FUND	SWR EQUIPMENT MAINTENA	2.12
	8/31/23	PERA-COOR	SEWER FUND	SWR EQUIPMENT MAINTENA	4.11
	8/03/23	PERA-COOR	SEWER FUND	SWR LIFT STATIONS	13.34
	8/17/23	PERA-COOR	SEWER FUND	SWR LIFT STATIONS	45.03
	8/31/23	PERA-COOR	SEWER FUND	SWR LIFT STATIONS	14.94
	8/03/23	PERA-COOR	SEWER FUND	WASTEWATER TREATMENT P	246.47
	8/17/23	PERA-COOR	SEWER FUND	WASTEWATER TREATMENT P	269.32
	8/31/23	PERA-COOR	SEWER FUND	WASTEWATER TREATMENT P	294.57
	8/03/23	PERA-COOR	SEWER FUND	ADMIN & GENERAL	72.82
	8/17/23	PERA-COOR	SEWER FUND	ADMIN & GENERAL	74.05
	8/31/23	PERA-COOR	SEWER FUND	ADMIN & GENERAL	73.29
	8/03/23	PERA-COOR	GOLF FUND	NON-DEPARTMENTAL	361.91
	8/17/23	PERA-COOR	GOLF FUND	NON-DEPARTMENTAL	360.35
	8/31/23	PERA-COOR	GOLF FUND	NON-DEPARTMENTAL	376.76
	8/03/23	PERA-COOR	GOLF FUND	COURSE MAINTENANCE EXP	186.49
	8/17/23	PERA-COOR	GOLF FUND	COURSE MAINTENANCE EXP	184.44
	8/31/23	PERA-COOR	GOLF FUND	COURSE MAINTENANCE EXP	198.01
	8/03/23	PERA-COOR	GOLF FUND	ADMIN & GENERAL	231.10
	8/17/23	PERA-COOR	GOLF FUND	ADMIN & GENERAL	231.34
	8/31/23	PERA-COOR	GOLF FUND	ADMIN & GENERAL	236.73
	8/03/23	PERA-COOR	ELECTRIC FUND	NON-DEPARTMENTAL	1,407.09

VENDOR NAME	DATE	DESCRIPTION	FUND	DEPARTMENT	AMOUNT
	8/03/23	PERA-COOR	ELECTRIC FUND	OPER - OH LINE EXPENSE	8.63
	8/17/23	PERA-COOR	ELECTRIC FUND	OPER - OH LINE EXPENSE	8.63
	8/31/23	PERA-COOR	ELECTRIC FUND	OPER - OH LINE EXPENSE	8.63
	8/03/23	PERA-COOR	ELECTRIC FUND	OPER - UG LINE EXPENSE	8.63
	8/17/23	PERA-COOR	ELECTRIC FUND	OPER - UG LINE EXPENSE	8.63
	8/31/23	PERA-COOR	ELECTRIC FUND	OPER - UG LINE EXPENSE	8.63
	8/03/23	PERA-COOR	ELECTRIC FUND	OPER - MISC. DIS. EXPE	34.50
	8/17/23	PERA-COOR	ELECTRIC FUND	OPER - MISC. DIS. EXPE	37.13
	8/31/23	PERA-COOR	ELECTRIC FUND	OPER - MISC. DIS. EXPE	46.08
	8/03/23	PERA-COOR	ELECTRIC FUND	MNT - SUPERVISION	57.55
	8/17/23	PERA-COOR	ELECTRIC FUND	MNT - SUPERVISION	57.55
	8/31/23	PERA-COOR	ELECTRIC FUND	MNT - SUPERVISION	57.55
	8/03/23	PERA-COOR	ELECTRIC FUND	MNT - STATION EQUIPMEN	42.48
	8/17/23	PERA-COOR	ELECTRIC FUND	MNT - STATION EQUIPMEN	43.35
	8/31/23	PERA-COOR	ELECTRIC FUND	MNT - STATION EQUIPMEN	48.59
	8/03/23	PERA-COOR	ELECTRIC FUND	MNT - OH LINES	23.01
	8/17/23	PERA-COOR	ELECTRIC FUND	MNT - OH LINES	220.94
	8/31/23	PERA-COOR	ELECTRIC FUND	MNT - OH LINES	92.02
	8/03/23	PERA-COOR	ELECTRIC FUND	MNT - UG LINES	207.74
	8/17/23	PERA-COOR	ELECTRIC FUND	MNT - UG LINES	388.95
	8/31/23	PERA-COOR	ELECTRIC FUND	MNT - UG LINES	177.69
	8/03/23	PERA-COOR	ELECTRIC FUND	MNT - TRSFMRS & CAPACI	24.79
	8/03/23	PERA-COOR	ELECTRIC FUND	CUSTOMER ACCT EXP SUPV	66.49
	8/17/23	PERA-COOR	ELECTRIC FUND	CUSTOMER ACCT EXP SUPV	68.15
	8/31/23	PERA-COOR	ELECTRIC FUND	CUSTOMER ACCT EXP SUPV	76.08
	8/17/23	PERA-COOR	ELECTRIC FUND	METER READING EXPENSE	2.05
	8/31/23	PERA-COOR	ELECTRIC FUND	METER READING EXPENSE	34.91
	8/03/23	PERA-COOR	ELECTRIC FUND	CUSTOMER RECORDS	171.67
	8/17/23	PERA-COOR	ELECTRIC FUND	CUSTOMER RECORDS	179.45
	8/31/23	PERA-COOR	ELECTRIC FUND	CUSTOMER RECORDS	177.09
	8/03/23	PERA-COOR	ELECTRIC FUND	ADMIN & GENERAL	262.86
	8/17/23	PERA-COOR	ELECTRIC FUND	ADMIN & GENERAL	280.14
	8/31/23	PERA-COOR	ELECTRIC FUND	ADMIN & GENERAL	298.17
	8/17/23	PERA-COOR	ELECTRIC FUND	SAFETY TRAINING	16.34
	8/03/23	PERA-COOR	ELECTRIC FUND	MNT OF GENERAL PLANT	19.56
	8/17/23	PERA-COOR	ELECTRIC FUND	MNT OF GENERAL PLANT	51.32
	8/31/23	PERA-COOR	ELECTRIC FUND	MNT OF GENERAL PLANT	18.77
	8/03/23	PERA-COOR	ELECTRIC FUND	TRUCK & EQUIPMENT MNT	10.21
	8/17/23	PERA-COOR	ELECTRIC FUND	TRUCK & EQUIPMENT MNT	50.49
	8/31/23	PERA-COOR	ELECTRIC FUND	TRUCK & EQUIPMENT MNT	10.12
	8/03/23	PERA-COOR	WATER FUND	NON-DEPARTMENTAL	461.69
	8/17/23	PERA-COOR	WATER FUND	NON-DEPARTMENTAL	527.54
	8/31/23	PERA-COOR	WATER FUND	NON-DEPARTMENTAL	437.94
	8/03/23	PERA-COOR	WATER FUND	POWER & PUMPING EXPENS	11.50
	8/17/23	PERA-COOR	WATER FUND	POWER & PUMPING EXPENS	12.37

VENDOR NAME	DATE	DESCRIPTION	FUND	DEPARTMENT	AMOUNT
	8/03/23	PERA-COOR	WATER FUND	METER READING & EXPENS	49.29
	8/03/23	PERA-COOR	WATER FUND	CUSTOMER SERVICE EXPEN	64.77
	8/17/23	PERA-COOR	WATER FUND	CUSTOMER SERVICE EXPEN	90.49
	8/31/23	PERA-COOR	WATER FUND	CUSTOMER SERVICE EXPEN	54.03
	8/03/23	PERA-COOR	WATER FUND	WTR TRUCK & EQUIPMENT	2.57
	8/17/23	PERA-COOR	WATER FUND	WTR TRUCK & EQUIPMENT	86.24
	8/31/23	PERA-COOR	WATER FUND	WTR TRUCK & EQUIPMENT	16.14
	8/03/23	PERA-COOR	LIQUOR FUND	NON-DEPARTMENTAL	579.49
	8/17/23	PERA-COOR	LIQUOR FUND	NON-DEPARTMENTAL	578.61
	8/31/23	PERA-COOR	LIQUOR FUND	NON-DEPARTMENTAL	631.42
	8/03/23	PERA-COOR	LIQUOR FUND	MANAGER EXPENSES	265.40
	8/17/23	PERA-COOR	LIQUOR FUND	MANAGER EXPENSES	266.25
	8/31/23	PERA-COOR	LIQUOR FUND	MANAGER EXPENSES	271.03
	8/03/23	PERA-COOR	LIQUOR FUND	CASHIER EXPENSES	403.25
	8/17/23	PERA-COOR	LIQUOR FUND	CASHIER EXPENSES	401.38
	8/31/23	PERA-COOR	LIQUOR FUND	CASHIER EXPENSES	457.52
	8/03/23	PERA-COOR	WELLNESS CENTER	NON-DEPARTMENTAL	385.48
	8/17/23	PERA-COOR	WELLNESS CENTER	NON-DEPARTMENTAL	358.18
	8/31/23	PERA-COOR	WELLNESS CENTER	NON-DEPARTMENTAL	661.15
	8/03/23	PERA-COOR	WELLNESS CENTER	POOL EXPENSES	173.25
	8/17/23	PERA-COOR	WELLNESS CENTER	POOL EXPENSES	134.88
	8/31/23	PERA-COOR	WELLNESS CENTER	POOL EXPENSES	273.63
	8/03/23	PERA-COOR	WELLNESS CENTER	THERAPY POOL	34.97
	8/17/23	PERA-COOR	WELLNESS CENTER	THERAPY POOL	35.92
	8/31/23	PERA-COOR	WELLNESS CENTER	THERAPY POOL	65.25
	8/03/23	PERA-COOR	WELLNESS CENTER	FITNESS EXPENSES	104.93
	8/17/23	PERA-COOR	WELLNESS CENTER	FITNESS EXPENSES	107.76
	8/31/23	PERA-COOR	WELLNESS CENTER	FITNESS EXPENSES	195.79
	8/03/23	PERA-COOR	WELLNESS CENTER	ADMIN & GENERAL	131.62
	8/17/23	PERA-COOR	WELLNESS CENTER	ADMIN & GENERAL	134.72
	8/31/23	PERA-COOR	WELLNESS CENTER	ADMIN & GENERAL	<u>228.14</u>
				TOTAL:	58,546.37
QUADIENT FINANCE USA INC	8/24/23	QUADIENT FINANCE USA INC	ELECTRIC FUND	ADMIN & GENERAL	<u>1,000.00</u>
				TOTAL:	1,000.00
REFLECTIVE CHOICES	8/18/23	PEST CONTROL	GENERAL FUND	PARKS	<u>73.44</u>
				TOTAL:	73.44
RENEE FRETHERM	8/18/23	DRWR ORGANIZER, BALLOONS	GENERAL FUND	LIBRARY	<u>57.64</u>
				TOTAL:	57.64
RMB ENVIRONMENTAL LABORATORIES INC.	8/11/23	RMB ENVIRONMENTAL LABORATO	SEWER FUND	WASTEWATER TREATMENT P	853.78
	8/11/23	RMB ENVIRONMENTAL LABORATO	SEWER FUND	WASTEWATER TREATMENT P	<u>1,947.13</u>
				TOTAL:	2,800.91

VENDOR NAME	DATE	DESCRIPTION	FUND	DEPARTMENT	AMOUNT
	8/03/23	DEFERRED COMP	GENERAL FUND	POLICE DEPARTMENT	0.68
	8/31/23	DEFERRED COMP	GENERAL FUND	POLICE DEPARTMENT	98.06
	8/03/23	DEFERRED COMP	GENERAL FUND	FIRE DEPARTMENT	1.23
	8/31/23	DEFERRED COMP	GENERAL FUND	FIRE DEPARTMENT	0.61
	8/03/23	DEFERRED COMP	GENERAL FUND	GENERAL ROADWAY MAINTEN	6.38
	8/31/23	DEFERRED COMP	GENERAL FUND	GENERAL ROADWAY MAINTEN	17.58
	8/03/23	DEFERRED COMP	GENERAL FUND	STREET SHOP MAINTENANC	2.45
	8/31/23	DEFERRED COMP	GENERAL FUND	STREET SHOP MAINTENANC	1.84
	8/31/23	DEFERRED COMP	GENERAL FUND	STREET SHOP MAINTENANC	0.42
	8/03/23	DEFERRED COMP	GENERAL FUND	PAVED STREETS	1.00
	8/31/23	DEFERRED COMP	GENERAL FUND	PAVED STREETS	4.19
	8/03/23	DEFERRED COMP	GENERAL FUND	UNPAVED STREETS/ALLEYS	1.00
	8/03/23	DEFERRED COMP	GENERAL FUND	SNOW & ICE REMOVAL	3.15
	8/31/23	DEFERRED COMP	GENERAL FUND	SNOW & ICE REMOVAL	3.09
	8/03/23	DEFERRED COMP	GENERAL FUND	STREET EQUIPMENT MNT	2.23
	8/31/23	DEFERRED COMP	GENERAL FUND	STREET EQUIPMENT MNT	5.46
	8/31/23	DEFERRED COMP	GENERAL FUND	STREET EQUIPMENT MNT	0.17
	8/03/23	DEFERRED COMP	GENERAL FUND	STREET SIGNS/MARKINGS	7.36
	8/03/23	DEFERRED COMP	GENERAL FUND	STORM SEWERS	2.10
	8/31/23	DEFERRED COMP	GENERAL FUND	STORM SEWERS	2.06
	8/03/23	DEFERRED COMP	GENERAL FUND	STREET CLEANING	8.14
	8/31/23	DEFERRED COMP	GENERAL FUND	STREET CLEANING	3.87
	8/03/23	DEFERRED COMP	GENERAL FUND	WASTE (REFUSE) COLLECT	1.50
	8/31/23	DEFERRED COMP	GENERAL FUND	WASTE (REFUSE) COLLECT	0.72
	8/31/23	DEFERRED COMP	GENERAL FUND	WEED CONTROL	1.81
	8/31/23	DEFERRED COMP	GENERAL FUND	PLAYGROUNDS	9.04
	8/03/23	DEFERRED COMP	GENERAL FUND	CAMPGROUND	1.47
	8/31/23	DEFERRED COMP	GENERAL FUND	CAMPGROUND	0.36
	8/03/23	DEFERRED COMP	GENERAL FUND	PARKS	37.48
	8/03/23	DEFERRED COMP	GENERAL FUND	PARKS	0.53
	8/31/23	DEFERRED COMP	GENERAL FUND	PARKS	19.33
	8/03/23	DEFERRED COMP	GENERAL FUND	LIBRARY	6.13
	8/31/23	DEFERRED COMP	GENERAL FUND	LIBRARY	4.90
	8/03/23	DEFERRED COMP	GENERAL FUND	AIRPORT	6.47
	8/31/23	DEFERRED COMP	GENERAL FUND	AIRPORT	2.80
	8/03/23	DEFERRED COMP	SEWER FUND	NON-DEPARTMENTAL	53.81
	8/31/23	DEFERRED COMP	SEWER FUND	NON-DEPARTMENTAL	58.05
	8/03/23	DEFERRED COMP	SEWER FUND	SANITARY SEWER MAINTEN	18.27
	8/31/23	DEFERRED COMP	SEWER FUND	SANITARY SEWER MAINTEN	10.83
	8/31/23	DEFERRED COMP	SEWER FUND	SWR EQUIPMENT MAINTENA	0.72
	8/03/23	DEFERRED COMP	SEWER FUND	SWR LIFT STATIONS	0.95
	8/03/23	DEFERRED COMP	SEWER FUND	SWR LIFT STATIONS	0.53
	8/31/23	DEFERRED COMP	SEWER FUND	SWR LIFT STATIONS	1.93
	8/03/23	DEFERRED COMP	SEWER FUND	WASTEWATER TREATMENT P	24.38
	8/03/23	DEFERRED COMP	SEWER FUND	WASTEWATER TREATMENT P	2.53

VENDOR NAME	DATE	DESCRIPTION	FUND	DEPARTMENT	AMOUNT
	8/03/23	DEFERRED COMP	ELECTRIC FUND	NON-DEPARTMENTAL	190.23
	8/31/23	DEFERRED COMP	ELECTRIC FUND	NON-DEPARTMENTAL	213.53
	8/03/23	DEFERRED COMP	ELECTRIC FUND	WORK ORDERS	56.79
	8/31/23	DEFERRED COMP	ELECTRIC FUND	WORK ORDERS	55.37
	8/03/23	DEFERRED COMP	ELECTRIC FUND	OPER - MISC. DIS. EXPE	1.26
	8/31/23	DEFERRED COMP	ELECTRIC FUND	OPER - MISC. DIS. EXPE	1.25
	8/03/23	DEFERRED COMP	ELECTRIC FUND	MNT - STATION EQUIPMEN	3.13
	8/03/23	DEFERRED COMP	ELECTRIC FUND	MNT - STATION EQUIPMEN	0.42
	8/31/23	DEFERRED COMP	ELECTRIC FUND	MNT - STATION EQUIPMEN	3.32
	8/31/23	DEFERRED COMP	ELECTRIC FUND	MNT - STATION EQUIPMEN	0.42
	8/03/23	DEFERRED COMP	ELECTRIC FUND	MNT - UG LINES	3.50
	8/31/23	DEFERRED COMP	ELECTRIC FUND	MNT - UG LINES	7.65
	8/03/23	DEFERRED COMP	ELECTRIC FUND	MNT - TRSFMRS & CAPACI	2.49
	8/31/23	DEFERRED COMP	ELECTRIC FUND	CUSTOMER ACCT EXP SUPV	0.78
	8/03/23	DEFERRED COMP	ELECTRIC FUND	ADMIN & GENERAL	4.60
	8/31/23	DEFERRED COMP	ELECTRIC FUND	ADMIN & GENERAL	4.60
	8/31/23	DEFERRED COMP	ELECTRIC FUND	ADMIN & GENERAL	0.38
	8/03/23	DEFERRED COMP	ELECTRIC FUND	MNT OF GENERAL PLANT	3.01
	8/31/23	DEFERRED COMP	ELECTRIC FUND	MNT OF GENERAL PLANT	1.84
	8/03/23	DEFERRED COMP	ELECTRIC FUND	TRUCK & EQUIPMENT MNT	1.00
	8/31/23	DEFERRED COMP	ELECTRIC FUND	TRUCK & EQUIPMENT MNT	0.94
	8/03/23	DEFERRED COMP	WATER FUND	NON-DEPARTMENTAL	194.48
	8/31/23	DEFERRED COMP	WATER FUND	NON-DEPARTMENTAL	177.62
	8/03/23	DEFERRED COMP	WATER FUND	POWER & PUMPING EXPENS	0.42
	8/31/23	DEFERRED COMP	WATER FUND	POWER & PUMPING EXPENS	0.42
	8/03/23	DEFERRED COMP	WATER FUND	WTR PURIFICATION EXPEN	0.59
	8/03/23	DEFERRED COMP	WATER FUND	WTR PURIFICATION EXPEN	0.43
	8/31/23	DEFERRED COMP	WATER FUND	WTR PURIFICATION EXPEN	0.61
	8/31/23	DEFERRED COMP	WATER FUND	WTR PURIFICATION EXPEN	0.41
	8/03/23	DEFERRED COMP	WATER FUND	ADMIN & GENERAL	3.20
	8/31/23	DEFERRED COMP	WATER FUND	ADMIN & GENERAL	3.20
	8/31/23	DEFERRED COMP	WATER FUND	WTR TRUCK & EQUIPMENT	1.41
	8/03/23	DEFERRED COMP	LIQUOR FUND	NON-DEPARTMENTAL	73.40
	8/31/23	DEFERRED COMP	LIQUOR FUND	NON-DEPARTMENTAL	73.40
	8/03/23	DEFERRED COMP	LIQUOR FUND	MANAGER EXPENSES	3.40
	8/31/23	DEFERRED COMP	LIQUOR FUND	MANAGER EXPENSES	3.40
	8/03/23	DEFERRED COMP	LIQUOR FUND	CASHIER EXPENSES	20.00
	8/31/23	DEFERRED COMP	LIQUOR FUND	CASHIER EXPENSES	20.00
	8/03/23	DEFERRED COMP	WELLNESS CENTER	NON-DEPARTMENTAL	26.00
	8/31/23	DEFERRED COMP	WELLNESS CENTER	NON-DEPARTMENTAL	26.00
	8/03/23	DEFERRED COMP	WELLNESS CENTER	POOL EXPENSES	7.50
	8/31/23	DEFERRED COMP	WELLNESS CENTER	POOL EXPENSES	7.50
	8/03/23	DEFERRED COMP	WELLNESS CENTER	THERAPY POOL	2.50
	8/31/23	DEFERRED COMP	WELLNESS CENTER	THERAPY POOL	2.50
	8/03/23	DEFERRED COMP	WELLNESS CENTER	FITNESS EXPENSES	7.50

VENDOR NAME	DATE	DESCRIPTION	FUND	DEPARTMENT	AMOUNT
SMITH FURNITURE & CARPET, INC.	8/25/23	SMITH FURNITURE & CARPET,	ELECTRIC FUND	ADMIN & GENERAL	<u>343.59</u>
				TOTAL:	343.59
SOUTHERN GLAZER'S OF MN	8/31/23	SOUTHERN GLAZER'S OF MN	LIQUOR FUND	MERCHANDISE PURCHASES	4,959.88
	8/31/23	SOUTHERN GLAZER'S OF MN	LIQUOR FUND	MERCHANDISE PURCHASES	103.69
	8/31/23	SOUTHERN GLAZER'S OF MN	LIQUOR FUND	MERCHANDISE PURCHASES	192.90
	8/31/23	SOUTHERN GLAZER'S OF MN	LIQUOR FUND	MERCHANDISE PURCHASES	8.20
	8/31/23	SOUTHERN GLAZER'S OF MN	LIQUOR FUND	MERCHANDISE PURCHASES	27.00
	8/31/23	SOUTHERN GLAZER'S OF MN	LIQUOR FUND	MERCHANDISE PURCHASES	2.05
	8/31/23	SOUTHERN GLAZER'S OF MN	LIQUOR FUND	MERCHANDISE PURCHASES	684.00
	8/31/23	SOUTHERN GLAZER'S OF MN	LIQUOR FUND	MERCHANDISE PURCHASES	16.40
	8/31/23	SOUTHERN GLAZER'S OF MN	LIQUOR FUND	MERCHANDISE PURCHASES	2,072.58
	8/31/23	SOUTHERN GLAZER'S OF MN	LIQUOR FUND	MERCHANDISE PURCHASES	39.21
	8/31/23	SOUTHERN GLAZER'S OF MN	LIQUOR FUND	MERCHANDISE PURCHASES	88.00
	8/31/23	SOUTHERN GLAZER'S OF MN	LIQUOR FUND	MERCHANDISE PURCHASES	2.05
	8/31/23	SOUTHERN GLAZER'S OF MN	LIQUOR FUND	MERCHANDISE PURCHASES	1.02
	8/31/23	SOUTHERN GLAZER'S OF MN	LIQUOR FUND	MERCHANDISE PURCHASES	5,545.68
	8/31/23	SOUTHERN GLAZER'S OF MN	LIQUOR FUND	MERCHANDISE PURCHASES	80.28
	8/31/23	SOUTHERN GLAZER'S OF MN	LIQUOR FUND	MERCHANDISE PURCHASES	100.00
	8/31/23	SOUTHERN GLAZER'S OF MN	LIQUOR FUND	MERCHANDISE PURCHASES	8.20
	8/31/23	SOUTHERN GLAZER'S OF MN	LIQUOR FUND	MERCHANDISE PURCHASES	522.81
	8/31/23	SOUTHERN GLAZER'S OF MN	LIQUOR FUND	MERCHANDISE PURCHASES	<u>10.59</u>
				TOTAL:	14,464.54
STAN MORGAN & ASSOCIATES, INC.	8/31/23	STAN MORGAN & ASSOCIATES,	LIQUOR FUND	BUILDING MAINTENANCE	<u>2,217.30</u>
				TOTAL:	2,217.30
STAPLES ADVANTAGE	8/11/23	STAPLES ADVANTAGE	GENERAL FUND	POLICE DEPARTMENT	168.31
	8/11/23	STAPLES ADVANTAGE	GENERAL FUND	POLICE DEPARTMENT	334.15
	8/11/23	STAPLES ADVANTAGE	GENERAL FUND	GENERAL ROADWAY MAINTENANCE	<u>127.50</u>
				TOTAL:	629.96
STARRY EYED BREWING COMPANY LLC	8/11/23	STARRY EYED BREWING COMPAN	LIQUOR FUND	MERCHANDISE PURCHASES	<u>112.67</u>
				TOTAL:	112.67
STEIN'S, INC	8/31/23	STEIN'S, INC	GENERAL FUND	PARKS	<u>58.70</u>
				TOTAL:	58.70
STREICHER'S INC	8/31/23	STREICHER'S INC	GENERAL FUND	POLICE DEPARTMENT	<u>1,839.95</u>
				TOTAL:	1,839.95
SUN LIFE FINANCIAL	8/03/23	LIFE INSURANCE	GENERAL FUND	NON-DEPARTMENTAL	205.71
	8/03/23	LIFE INSURANCE	GENERAL FUND	CITY ADMINISTRATOR	5.29
	8/03/23	LIFE INSURANCE	GENERAL FUND	ACCOUNTING	18.85
	8/03/23	LIFE INSURANCE	GENERAL FUND	PLANNING & ZONING	<u>17.34</u>

VENDOR NAME	DATE	DESCRIPTION	FUND	DEPARTMENT	AMOUNT
	8/03/23	LIFE INSURANCE	GENERAL FUND	STREET CLEANING	5.55
	8/03/23	LIFE INSURANCE	GENERAL FUND	WASTE (REFUSE) COLLECT	2.96
	8/03/23	LIFE INSURANCE	GENERAL FUND	CAMPGROUND	1.00
	8/03/23	LIFE INSURANCE	GENERAL FUND	PARKS	26.86
	8/03/23	LIFE INSURANCE	GENERAL FUND	LIBRARY	3.58
	8/03/23	LIFE INSURANCE	GENERAL FUND	AIRPORT	5.03
	8/03/23	LIFE INSURANCE	GENERAL FUND	DEVELOPMENT AUTHORITY	10.72
	8/03/23	LIFE INSURANCE	SEWER FUND	NON-DEPARTMENTAL	4.32
	8/03/23	LIFE INSURANCE	SEWER FUND	SANITARY SEWER MAINTEN	12.79
	8/03/23	LIFE INSURANCE	SEWER FUND	SWR LIFT STATIONS	1.01
	8/03/23	LIFE INSURANCE	SEWER FUND	WASTEWATER TREATMENT P	18.19
	8/03/23	LIFE INSURANCE	SEWER FUND	ADMIN & GENERAL	4.45
	8/03/23	LIFE INSURANCE	GOLF FUND	NON-DEPARTMENTAL	54.58
	8/03/23	LIFE INSURANCE	GOLF FUND	COURSE MAINTENANCE EXP	14.47
	8/03/23	LIFE INSURANCE	GOLF FUND	ADMIN & GENERAL	15.74
	8/03/23	LIFE INSURANCE	ELECTRIC FUND	NON-DEPARTMENTAL	27.52
	8/03/23	LIFE INSURANCE	ELECTRIC FUND	WORK ORDERS	12.42
	8/03/23	LIFE INSURANCE	ELECTRIC FUND	OPER - SUPERVISION & E	2.86
	8/03/23	LIFE INSURANCE	ELECTRIC FUND	OPER - LOAD MGMNT EXPE	1.43
	8/03/23	LIFE INSURANCE	ELECTRIC FUND	OPER - OH LINE EXPENSE	0.43
	8/03/23	LIFE INSURANCE	ELECTRIC FUND	OPER - UG LINE EXPENSE	0.43
	8/03/23	LIFE INSURANCE	ELECTRIC FUND	OPER - MISC. DIS. EXPE	1.42
	8/03/23	LIFE INSURANCE	ELECTRIC FUND	MNT - SUPERVISION	2.86
	8/03/23	LIFE INSURANCE	ELECTRIC FUND	MNT - STATION EQUIPMEN	2.26
	8/03/23	LIFE INSURANCE	ELECTRIC FUND	MNT - OH LINES	1.24
	8/03/23	LIFE INSURANCE	ELECTRIC FUND	MNT - UG LINES	9.87
	8/03/23	LIFE INSURANCE	ELECTRIC FUND	MNT - TRSFMRS & CAPACI	1.42
	8/03/23	LIFE INSURANCE	ELECTRIC FUND	CUSTOMER ACCT EXP SUPV	5.72
	8/03/23	LIFE INSURANCE	ELECTRIC FUND	CUSTOMER RECORDS	15.73
	8/03/23	LIFE INSURANCE	ELECTRIC FUND	ADMIN & GENERAL	15.17
	8/03/23	LIFE INSURANCE	ELECTRIC FUND	MNT OF GENERAL PLANT	1.43
	8/03/23	LIFE INSURANCE	WATER FUND	NON-DEPARTMENTAL	9.00
	8/03/23	LIFE INSURANCE	WATER FUND	POWER & PUMPING EXPENS	0.47
	8/03/23	LIFE INSURANCE	WATER FUND	WTR PURIFICATION EXPEN	16.38
	8/03/23	LIFE INSURANCE	WATER FUND	WTR DISTRIBUTION EXPEN	3.86
	8/03/23	LIFE INSURANCE	WATER FUND	ADMIN & GENERAL	6.84
	8/03/23	LIFE INSURANCE	WATER FUND	METER READING & EXPENS	3.86
	8/03/23	LIFE INSURANCE	WATER FUND	CUSTOMER SERVICE EXPEN	4.45
	8/03/23	LIFE INSURANCE	WATER FUND	WTR TRUCK & EQUIPMENT	0.17
	8/03/23	LIFE INSURANCE	LIQUOR FUND	NON-DEPARTMENTAL	5.45
	8/03/23	LIFE INSURANCE	LIQUOR FUND	MANAGER EXPENSES	17.45
	8/03/23	LIFE INSURANCE	LIQUOR FUND	CASHIER EXPENSES	28.60
	8/03/23	LIFE INSURANCE	WELLNESS CENTER	NON-DEPARTMENTAL	1.97
	8/03/23	LIFE INSURANCE	WELLNESS CENTER	POOL EXPENSES	8.58
	8/03/23	LIFE INSURANCE	WELLNESS CENTER	THERAPY POOL	2.86

VENDOR NAME	DATE	DESCRIPTION	FUND	DEPARTMENT	AMOUNT
SWANSON'S REPAIR	8/11/23	SWANSON'S REPAIR	GENERAL FUND	FIRE DEPARTMENT	672.98
	8/11/23	SWANSON'S REPAIR	GENERAL FUND	FIRE DEPARTMENT	672.98
	8/11/23	SWANSON'S REPAIR	GENERAL FUND	FIRE DEPARTMENT	<u>896.19</u>
				TOTAL:	2,242.15
TDS MEDIA DIRECT INC	8/31/23	TDS MEDIA DIRECT INC	WELLNESS CENTER	ADMIN & GENERAL	<u>409.00</u>
				TOTAL:	409.00
TEAM LABORATORY CHEMICAL, LLC	8/11/23	TEAM LABORATORY CHEMICAL,	GENERAL FUND	PARKS	<u>274.50</u>
				TOTAL:	274.50
TITAN MACHINERY	8/11/23	TITAN MACHINERY	GENERAL FUND	STREET EQUIPMENT MNT	<u>476.25</u>
				TOTAL:	476.25
TITLEIST	8/11/23	TITLEIST	GOLF FUND	MERCHANDISE PURCHASES	<u>65.68</u>
				TOTAL:	65.68
TODD WADENA ELECTRIC COOPERATIVE	8/25/23	TODD WADENA ELECTRIC COOPE	GENERAL FUND	AIRPORT	142.31
	8/25/23	TODD WADENA ELECTRIC COOPE	GENERAL FUND	AIRPORT	156.69
	8/25/23	TODD WADENA ELECTRIC COOPE	GENERAL FUND	AIRPORT	74.85
	8/25/23	TODD WADENA ELECTRIC COOPE	GOLF FUND	ADMIN & GENERAL	1,649.28
	8/25/23	TODD WADENA ELECTRIC COOPE	GOLF FUND	ADMIN & GENERAL	49.91
	8/25/23	TODD WADENA ELECTRIC COOPE	GOLF FUND	ADMIN & GENERAL	54.03
	8/25/23	TODD WADENA ELECTRIC COOPE	GOLF FUND	ADMIN & GENERAL	341.28
	8/25/23	TODD WADENA ELECTRIC COOPE	GOLF FUND	ADMIN & GENERAL	30.36
	8/25/23	TODD WADENA ELECTRIC COOPE	GOLF FUND	ADMIN & GENERAL	<u>28.46</u>
				TOTAL:	2,527.17
TRIPLE S SERVICES	8/18/23	TREE REMOVAL	GENERAL FUND	GENERAL ROADWAY MAINT	<u>637.50</u>
				TOTAL:	637.50
UHL COMPANY INC	8/25/23	UHL COMPANY INC	WELLNESS CENTER	ADMIN & GENERAL	<u>2,632.50</u>
				TOTAL:	2,632.50
USDA APHIS ANIMAL CARE EASTERN	8/11/23	USDA APHIS ANIMAL CARE EAS	GENERAL FUND	PARKS	<u>120.00</u>
				TOTAL:	120.00
VERIZON WIRELESS	8/18/23	4 LINES	GENERAL FUND	POLICE DEPARTMENT	160.04
	8/31/23	VERIZON WIRELESS	GENERAL FUND	FIRE DEPARTMENT	120.03
	8/25/23	VERIZON WIRELESS	GENERAL FUND	CAMPGROUND	40.01
	8/25/23	VERIZON WIRELESS	ELECTRIC FUND	OPER - UG LINE EXPENSE	80.02
	8/25/23	VERIZON WIRELESS	ELECTRIC FUND	ADMIN & GENERAL	41.12
	8/25/23	VERIZON WIRELESS	WATER FUND	ADMIN & GENERAL	<u>46.12</u>
				TOTAL:	487.34

VENDOR NAME	DATE	DESCRIPTION	FUND	DEPARTMENT	AMOUNT
	8/11/23	VINOCOPIA INC	LIQUOR FUND	MERCHANDISE PURCHASES	<u>100.00</u>
				TOTAL:	865.00
VISTA OUTDOOR	8/31/23	VISTA OUTDOOR	GOLF FUND	MERCHANDISE PURCHASES	5.87-
	8/31/23	VISTA OUTDOOR	GOLF FUND	MERCHANDISE PURCHASES	<u>600.55</u>
				TOTAL:	594.68
VOYAGER FLEET SYSTEMS INC	8/07/23	VOYAGER FLEET SYSTEMS INC	GENERAL FUND	CITY HALL MAINTENANCE	46.32
	8/07/23	VOYAGER FLEET SYSTEMS INC	GENERAL FUND	POLICE DEPARTMENT	1,745.20
	8/07/23	VOYAGER FLEET SYSTEMS INC	GENERAL FUND	FIRE DEPARTMENT	300.99
	8/07/23	VOYAGER FLEET SYSTEMS INC	GENERAL FUND	GENERAL ROADWAY MAINTENANCE	171.71
	8/07/23	VOYAGER FLEET SYSTEMS INC	GENERAL FUND	UNPAVED STREETS/ALLEYS	320.34
	8/07/23	VOYAGER FLEET SYSTEMS INC	GENERAL FUND	STREET CLEANING	2.66-
	8/07/23	VOYAGER FLEET SYSTEMS INC	GENERAL FUND	WASTE (REFUSE) COLLECT	53.66
	8/07/23	VOYAGER FLEET SYSTEMS INC	GENERAL FUND	PARKS	195.26
	8/07/23	VOYAGER FLEET SYSTEMS INC	GENERAL FUND	AIRPORT	123.71
	8/07/23	VOYAGER FLEET SYSTEMS INC	SEWER FUND	SANITARY SEWER MAINTENANCE	294.21
	8/07/23	VOYAGER FLEET SYSTEMS INC	GOLF FUND	COURSE MAINTENANCE EXP	99.97
	8/07/23	VOYAGER FLEET SYSTEMS INC	ELECTRIC FUND	TRUCK & EQUIPMENT MNT	525.00
	8/07/23	VOYAGER FLEET SYSTEMS INC	WATER FUND	WTR TRUCK & EQUIPMENT	<u>276.64</u>
				TOTAL:	4,150.35
WADENA AREA C.V.B	8/31/23	WADENA AREA C.V.B	GENERAL FUND	LEGISLATIVE	<u>3,795.25</u>
				TOTAL:	3,795.25
WADENA AREA CHAMBER OF COMMERCE	8/25/23	WADENA AREA CHAMBER OF COMMERCE	WELLNESS CENTER	ADMIN & GENERAL	<u>300.00</u>
				TOTAL:	300.00
WADENA ASPHALT INC	8/11/23	WADENA ASPHALT INC	GENERAL FUND	PARKING LOTS	<u>210.00</u>
				TOTAL:	210.00
WADENA AUTO VALUE	8/18/23	TUNE UP FIRE DEPT	GENERAL FUND	FIRE DEPARTMENT	9.99
	8/18/23	MALE JIC 37 FLARE FIRE DEPT	GENERAL FUND	FIRE DEPARTMENT	4.49
	8/18/23	FREON CERTIFIED A/C PRO P1	GENERAL FUND	STREET SHOP MAINTENANCE	33.47
	8/18/23	O-RING, PENETRANT, SPRAY	GENERAL FUND	STREET SHOP MAINTENANCE	44.18
	8/18/23	SON OF GUN - PW	GENERAL FUND	STREET SHOP MAINTENANCE	5.99
	8/18/23	OIL & FREON P17	GENERAL FUND	STREET EQUIPMENT MNT	47.46
	8/18/23	FREON P17	GENERAL FUND	STREET EQUIPMENT MNT	25.98
	8/31/23	WADENA AUTO VALUE	GENERAL FUND	STREET SIGNS/MARKINGS	14.70
	8/18/23	SNAP-IN VALVE PW DEPT	GENERAL FUND	PARKING LOTS	1.79
	8/18/23	HD CABIN AIR #9 SWEEPER	GENERAL FUND	STREET CLEANING	15.75
	8/18/23	HD CABIN AIR FLEET - STOCK	GENERAL FUND	STREET CLEANING	78.75
	8/18/23	FITTING #9 SWEEPER	GENERAL FUND	STREET CLEANING	3.38
	8/31/23	WADENA AUTO VALUE	GENERAL FUND	STREET CLEANING	<u>32.86</u>
	8/18/23	PERMATEX BELT LAWNMOWER	GENERAL FUND	PARKS	7.99

VENDOR NAME	DATE	DESCRIPTION	FUND	DEPARTMENT	AMOUNT
	8/25/23	WADENA AUTO VALUE	GOLF FUND	COURSE MAINTENANCE EXP	97.57
	8/25/23	WADENA AUTO VALUE	GOLF FUND	COURSE MAINTENANCE EXP	<u>33.91</u>
				TOTAL:	1,027.46
WADENA COUNTY SOLID WASTE	8/18/23	WADENA COUNTY SOLID WASTE	GENERAL FUND	WASTE (REFUSE) COLLECT	332.00
	8/18/23	WADENA COUNTY SOLID WASTE	SEWER FUND	WASTEWATER TREATMENT P	29.52
	8/18/23	30-33 GALLON BAGS	GOLF FUND	COURSE MAINTENANCE EXP	<u>5.00</u>
				TOTAL:	366.52
WADENA STATE BANK NSF'S	8/01/23	WADENA STATE BANK NSF'S	WDA REVOLVING LOAN	NON-DEPARTMENTAL	<u>287.55</u>
				TOTAL:	287.55
WADENA TRUCK & TRAILER REPAIR	8/11/23	WADENA TRUCK & TRAILER REP	GENERAL FUND	AIRPORT	<u>101.66</u>
				TOTAL:	101.66
WALMART COMMUNITY	8/31/23	WALMART COMMUNITY	WATER FUND	CUSTOMER SERVICE EXPEN	<u>18.99</u>
				TOTAL:	18.99
WASHINGTON NATIONAL INS CO	8/31/23	CONSECO	GENERAL FUND	NON-DEPARTMENTAL	2.64
	8/31/23	CONSECO	SEWER FUND	NON-DEPARTMENTAL	2.35
	8/31/23	CONSECO	GOLF FUND	NON-DEPARTMENTAL	0.73
	8/31/23	CONSECO	ELECTRIC FUND	NON-DEPARTMENTAL	15.32
	8/31/23	CONSECO	WATER FUND	NON-DEPARTMENTAL	5.09
	8/31/23	CONSECO	LIQUOR FUND	NON-DEPARTMENTAL	2.50
	8/31/23	CONSECO	WELLNESS CENTER	NON-DEPARTMENTAL	<u>0.73</u>
				TOTAL:	29.36
WEBER'S WADENA HARDWARE	8/11/23	WEBER'S WADENA HARDWARE	GENERAL FUND	STREET EQUIPMENT MNT	29.99
	8/11/23	WEBER'S WADENA HARDWARE	GENERAL FUND	STREET EQUIPMENT MNT	5.99
	8/11/23	WEBER'S WADENA HARDWARE	GENERAL FUND	PLAYGROUNDS	23.99
	8/11/23	WEBER'S WADENA HARDWARE	GENERAL FUND	WADING POOL EXPENSES	10.99
	8/11/23	WEBER'S WADENA HARDWARE	GENERAL FUND	PARKS	1.88
	8/11/23	WEBER'S WADENA HARDWARE	ARPA FUNDS	SWIMMING POOL PROGRAMS	559.98
	8/11/23	WEBER'S WADENA HARDWARE	SEWER FUND	WASTEWATER TREATMENT P	107.88
	8/11/23	WEBER'S WADENA HARDWARE	SEWER FUND	WASTEWATER TREATMENT P	24.78
	8/11/23	WEBER'S WADENA HARDWARE	GOLF FUND	COURSE MAINTENANCE EXP	169.09
	8/11/23	WEBER'S WADENA HARDWARE	GOLF FUND	COURSE MAINTENANCE EXP	39.72
	8/11/23	WEBER'S WADENA HARDWARE	GOLF FUND	COURSE MAINTENANCE EXP	6.83
	8/11/23	WEBER'S WADENA HARDWARE	ELECTRIC FUND	MNT - UG LINES	8.95
	8/11/23	WEBER'S WADENA HARDWARE	ELECTRIC FUND	MNT - UG LINES	23.17
	8/11/23	WEBER'S WADENA HARDWARE	ELECTRIC FUND	MNT - UG LINES	4.17
	8/11/23	WEBER'S WADENA HARDWARE	ELECTRIC FUND	MNT - UG LINES	8.90
	8/11/23	WEBER'S WADENA HARDWARE	ELECTRIC FUND	MNT - UG LINES	21.78
	8/11/23	WEBER'S WADENA HARDWARE	ELECTRIC FUND	MNT - UG LINES	6.97
	8/11/23	WEBER'S WADENA HARDWARE	ELECTRIC FUND	MNT OF GENERAL PLANT	<u>14.95</u>

VENDOR NAME	DATE	DESCRIPTION	FUND	DEPARTMENT	AMOUNT
	8/11/23	WEST CENTRAL TELEPHONE	GENERAL FUND	STREET SHOP MAINTENANC	50.00
	8/11/23	WEST CENTRAL TELEPHONE	GENERAL FUND	STREET SHOP MAINTENANC	33.00
	8/11/23	WEST CENTRAL TELEPHONE	GENERAL FUND	DEVELOPMENT AUTHORITY	124.36
	8/11/23	WEST CENTRAL TELEPHONE	SEWER FUND	WASTEWATER TREATMENT P	150.00
	8/11/23	WEST CENTRAL TELEPHONE	SEWER FUND	WASTEWATER TREATMENT P	153.36
	8/11/23	WEST CENTRAL TELEPHONE	GOLF FUND	ADMIN & GENERAL	322.06
	8/11/23	WEST CENTRAL TELEPHONE	GOLF FUND	ADMIN & GENERAL	4.00
	8/11/23	WEST CENTRAL TELEPHONE	ELECTRIC FUND	ADMIN & GENERAL	200.00
	8/11/23	WEST CENTRAL TELEPHONE	ELECTRIC FUND	ADMIN & GENERAL	384.47
	8/11/23	WEST CENTRAL TELEPHONE	ELECTRIC FUND	ADMIN & GENERAL	74.50
	8/11/23	WEST CENTRAL TELEPHONE	WATER FUND	ADMIN & GENERAL	140.86
	8/11/23	WEST CENTRAL TELEPHONE	LIQUOR FUND	MANAGER EXPENSES	4.00
	8/11/23	WEST CENTRAL TELEPHONE	LIQUOR FUND	BUILDING MAINTENANCE	28.19
	8/11/23	WEST CENTRAL TELEPHONE	WELLNESS CENTER	ADMIN & GENERAL	97.18
	8/11/23	WEST CENTRAL TELEPHONE	WELLNESS CENTER	ADMIN & GENERAL	<u>713.99</u>
				TOTAL:	3,016.73
WHEELER, PAM	8/29/23	WHEELER, PAM	GENERAL FUND	NON-DEPARTMENTAL	<u>278.00</u>
				TOTAL:	278.00
WONG, TONY & KELLY	8/25/23	TONY & KELLY WONG	ELECTRIC FUND	ADMIN & GENERAL	<u>250.00</u>
				TOTAL:	250.00
WORLDPAY INTEGRATED PAYMENTS	8/08/23	WORLDPAY INTEGRATED PAYMEN	GENERAL FUND	CAMPGROUND	368.84
	8/08/23	WORLDPAY INTEGRATED PAYMEN	GENERAL FUND	CAMPGROUND	99.37
	8/08/23	WORLDPAY INTEGRATED PAYMEN	GOLF FUND	ADMIN & GENERAL	2,945.41
	8/08/23	WORLDPAY INTEGRATED PAYMEN	ELECTRIC FUND	CUSTOMER RECORDS	4.47
	8/08/23	WORLDPAY INTEGRATED PAYMEN	LIQUOR FUND	MANAGER EXPENSES	5,566.55
	8/08/23	WORLDPAY INTEGRATED PAYMEN	WELLNESS CENTER	ADMIN & GENERAL	<u>654.98</u>
				TOTAL:	9,639.62
WW GOETSCH ASSOCIATES INC.	8/25/23	WW GOETSCH ASSOCIATES INC.	WELLNESS CENTER	POOL EXPENSES	<u>1,777.00</u>
				TOTAL:	1,777.00
YOUR HOME IMPROVEMENT COMPANY	8/25/23	YOUR HOME IMPROVEMENT COMP	DTED SMALL CITIES	RENTAL PROJECTS	<u>23,475.00</u>
				TOTAL:	23,475.00
ZABINSKI BUSINESS SERVICES INC	8/31/23	ZABINSKI BUSINESS SERVICES	LIQUOR FUND	MANAGER EXPENSES	331.31
	8/31/23	ZABINSKI BUSINESS SERVICES	LIQUOR FUND	BUILDING MAINTENANCE	<u>529.03</u>
				TOTAL:	860.34
**PAYROLL EXPENSES	8/01/2023 - 8/31/2023		GENERAL FUND	MAYOR AND COUNCIL	2,316.67
			GENERAL FUND	CITY ADMINISTRATOR	3,947.16
			GENERAL FUND	ACCOUNTING	9,601.80

VENDOR NAME	DATE	DESCRIPTION	FUND	DEPARTMENT	AMOUNT
**PAYROLL EXPENSES			GENERAL FUND	PAVED STREETS	2,321.88
			GENERAL FUND	UNPAVED STREETS/ALLEYS	1,307.76
			GENERAL FUND	SNOW & ICE REMOVAL	1,637.28
			GENERAL FUND	STREET EQUIPMENT MNT	2,049.54
			GENERAL FUND	STREET SIGNS/MARKINGS	4,289.50
			GENERAL FUND	STORM SEWERS	1,463.18
			GENERAL FUND	STREET CLEANING	2,111.06
			GENERAL FUND	WASTE (REFUSE) COLLECT	1,371.87
			GENERAL FUND	WEED CONTROL	218.96
			GENERAL FUND	PLAYGROUNDS	1,670.25
			GENERAL FUND	CAMPGROUND	191.59
			GENERAL FUND	PARKS	14,482.93
			GENERAL FUND	LIBRARY	1,313.76
			GENERAL FUND	AIRPORT	1,971.50
			GENERAL FUND	DEVELOPMENT AUTHORITY	6,925.05
			SEWER FUND	SANITARY SEWER MAINTEN	5,592.80
			SEWER FUND	SWR EQUIPMENT MAINTENA	82.94
			SEWER FUND	SWR LIFT STATIONS	977.17
			SEWER FUND	WASTEWATER TREATMENT P	10,805.16
			SEWER FUND	ADMIN & GENERAL	2,935.29
			GOLF FUND	COURSE MAINTENANCE EXP	23,078.65
			GOLF FUND	ADMIN & GENERAL	23,904.49
			ELECTRIC FUND	WORK ORDERS	18,583.46
			ELECTRIC FUND	OPER - SUPERVISION & E	2,302.14
			ELECTRIC FUND	OPER - LOAD MGMNT EXPE	1,151.04
			ELECTRIC FUND	OPER - OH LINE EXPENSE	345.30
			ELECTRIC FUND	OPER - UG LINE EXPENSE	345.30
			ELECTRIC FUND	OPER - MISC. DIS. EXPE	1,569.43
			ELECTRIC FUND	MNT - SUPERVISION	2,302.08
			ELECTRIC FUND	MNT - STATION EQUIPMEN	1,792.45
			ELECTRIC FUND	MNT - OH LINES	4,479.56
			ELECTRIC FUND	MNT - UG LINES	10,325.09
			ELECTRIC FUND	MNT - TRSFMRS & CAPACI	330.48
			ELECTRIC FUND	CUSTOMER ACCT EXP SUPV	2,809.69
			ELECTRIC FUND	METER READING EXPENSE	492.84
			ELECTRIC FUND	CUSTOMER RECORDS	7,042.77
			ELECTRIC FUND	ADMIN & GENERAL	11,215.64
			ELECTRIC FUND	SAFETY TRAINING	217.82
			ELECTRIC FUND	MNT OF GENERAL PLANT	1,195.10
			ELECTRIC FUND	TRUCK & EQUIPMENT MNT	944.50
			WATER FUND	POWER & PUMPING EXPENS	523.15
			WATER FUND	WTR PURIFICATION EXPEN	8,995.11
			WATER FUND	WTR DISTRIBUTION EXPEN	2,532.80
			WATER FUND	ADMIN & GENERAL	4,989.82
			WATER FUND	HYDRANT MAINTENANCE	68.60

VENDOR NAME	DATE	DESCRIPTION	FUND	DEPARTMENT	AMOUNT
**PAYROLL EXPENSES			WELLNESS CENTER	THERAPY POOL	2,624.69
			WELLNESS CENTER	FITNESS EXPENSES	7,874.05
			WELLNESS CENTER	ADMIN & GENERAL	<u>9,021.61</u>
				TOTAL:	388,759.81

===== FUND TOTALS =====

101	GENERAL FUND	473,425.47
206	ARPA FUNDS	559.98
207	WDA REVOLVING LOAN FUND	648.44
208	WDA LOAN FUND	1.24
209	UNRESTRICTED MIF RLF	4.97
210	MIF REVOLVING LOAN FUND	1.24
211	MIF RLF #2	25.25
212	SCDG COMMERCIAL FUND	2.90
214	SCDG HOUSING FUND	2.65
216	INNOVATIVE MIF RLF	1.66
217	KERN MIF LOAN	1.66
315	G.O. REFUNDING BONDS 2012	3.73
316	PFA NOTES OF 2015	84.44
401	CAPITAL PROJECTS FUND	678,721.65
403	DTED SMALL CITIES GRANT	26,996.25
404	SEWER/WATER CIP	1,673.36
601	SEWER FUND	50,575.95
602	GOLF FUND	99,922.03
603	ELECTRIC FUND	175,347.41
604	WATER FUND	64,489.47
605	LIQUOR FUND	244,391.66
606	WELLNESS CENTER	81,244.96

-----  
 GRAND TOTAL: 1,898,126.37  
 -----

SELECTION CRITERIA

-----  
SELECTION OPTIONS

VENDOR SET: 01-City of Wadena  
VENDOR: All  
CLASSIFICATION: All  
BANK CODE: All  
ITEM DATE: 0/00/0000 THRU 99/99/9999  
ITEM AMOUNT: 99,999,999.00CR THRU 99,999,999.00  
GL POST DATE: 0/00/0000 THRU 99/99/9999  
CHECK DATE: 8/01/2023 THRU 8/31/2023

-----  
PAYROLL SELECTION

PAYROLL EXPENSES: YES  
EXPENSE TYPE: GROSS  
CHECK DATE: 8/01/2023 THRU 8/31/2023

-----  
PRINT OPTIONS

PRINT DATE: Check Date  
SEQUENCE: By Vendor Name  
DESCRIPTION: Item  
GL ACCTS: NO  
REPORT TITLE: 08-31-2023 FOR COUNCIL  
SIGNATURE LINES: 0

-----  
PACKET OPTIONS

INCLUDE REFUNDS: NO  
INCLUDE OPEN ITEM:NO

CITY OF WADENA  
 ADMINISTRATORS REPORT  
 AS OF: AUGUST 31ST, 2023

101-GENERAL FUND

	CURRENT BUDGET	CURRENT PERIOD	YEAR TO DATE ACTUAL	% OF BUDGET	BUDGET BALANCE	PRIOR YEAR YEAR TO DATE
<u>REVENUES</u>						
TOTAL RECEIPTS	3,230,815.00	103,167.78	1,951,201.64	60.39	1,279,613.36	1,738,958.43
TRANSFERS FROM OTH. FUNDS	<u>445,000.00</u>	<u>37,084.00</u>	<u>296,664.00</u>	<u>66.67</u>	<u>148,336.00</u>	<u>296,664.00</u>
TOTAL REVENUES	3,675,815.00	140,251.78	2,247,865.64	61.15	1,427,949.36	2,035,622.43
<u>EXPENDITURES</u>						
GENERAL GOVERNMENT	174,875.00	5,457.05	105,667.89	60.42	69,207.11	101,075.65
CAPITAL OUTLAY	0.00	0.00	0.00	0.00	0.00	0.00
MAYOR & COUNCIL	33,870.00	2,493.91	20,064.45	59.24	13,805.55	20,064.53
ADMINIST. & ACCOUNTING	189,045.00	17,361.48	132,136.92	69.90	56,908.08	135,241.16
CAPITAL OUTLAY	0.00	0.00	0.00	0.00	0.00	0.00
PLANNING & ZONING	100,990.00	10,143.55	70,835.11	70.14	30,154.89	71,113.45
CAPITAL OUTLAY	0.00	0.00	0.00	0.00	0.00	0.00
POLICE DEPARTMENT	1,178,555.00	115,533.05	845,848.90	71.77	332,706.10	732,187.56
CAPITAL OUTLAY	0.00	0.00	0.00	0.00	0.00	0.00
FIRE DEPARTMENT	180,480.00	9,917.09	126,220.36	69.94	54,259.64	126,188.53
CAPITAL OUTLAY	0.00	0.00	0.00	0.00	0.00	0.00
STREET DEPARTMENT	691,435.00	43,667.52	434,352.83	62.82	257,082.17	400,618.32
CAPITAL OUTLAY	0.00	0.00	0.00	0.00	0.00	0.00
CAMPGROUND	28,760.00	4,576.18	19,652.58	68.33	9,107.42	15,026.53
CAPITAL OUTLAY	0.00	0.00	0.00	0.00	0.00	0.00
PARKS & RECREATION	279,220.00	29,665.65	141,070.95	50.52	138,149.05	151,901.68
CAPITAL OUTLAY	0.00	1,629.50	8,896.50	0.00	8,896.50	3,682.00
PARK ADVISORY BOARD	4,100.00	0.00	3,090.00	75.37	1,010.00	2,370.00
DEVELOPMENT AUTHORITY	96,695.00	8,833.00	64,490.70	66.69	32,204.30	63,655.86
CAPITAL OUTLAY	0.00	0.00	0.00	0.00	0.00	0.00
LIBRARY	118,780.00	3,003.36	67,375.11	56.72	51,404.89	61,780.16
CAPITAL OUTLAY	0.00	0.00	0.00	0.00	0.00	0.00
SHADE TREE EXPENSE	0.00	0.00	0.00	0.00	0.00	0.00
AIRPORT	95,430.00	16,519.20	63,163.94	66.19	32,266.06	63,940.82
CAPITAL OUTLAY	0.00	0.00	0.00	0.00	0.00	0.00
ALL OTHER EXPENSES	<u>166,030.00</u>	<u>13,014.38</u>	<u>233,459.77</u>	<u>140.61</u>	<u>67,429.77</u>	<u>61,312.82</u>
TOTAL OPERATING EXPENSES	3,338,265.00	281,814.92	2,336,326.01	69.99	1,001,938.99	2,010,159.07
NET INCOME	<u>337,550.00</u>	<u>( 141,563.14)</u>	<u>( 88,460.37)</u>		<u>426,010.37</u>	<u>25,463.36</u>
<u>MISCELLANEOUS</u>						
CASH & INVESTMENTS	0.00	( 283,498.54)	1,485,446.99	0.00	( 1,485,446.99)	1,680,098.50

CITY OF WADENA  
 ADMINISTRATORS REPORT  
 AS OF: AUGUST 31ST, 2023

601-SEWER FUND

	CURRENT BUDGET	CURRENT PERIOD	YEAR TO DATE ACTUAL	% OF BUDGET	BUDGET BALANCE	PRIOR YEAR YEAR TO DATE
<u>OPERATING REVENUE</u>						
SERVICE REVENUE	1,209,600.00	110,309.18	774,932.54	64.07	434,667.46	750,474.23
CUSTOMER SERVICES	2,000.00	0.00	840.00	42.00	1,160.00	1,826.00
MISC. OPERATING REVENUE	1,000.00	0.00	435.80	43.58	564.20	0.00
TRANSFERS FROM RESERVES	0.00	0.00	0.00	0.00	0.00	0.00
TOTAL OPERATING REVENUES	1,212,600.00	110,309.18	776,208.34	64.01	436,391.66	752,300.23
<u>OPERATING EXPENSES</u>						
SANITARY SEWER MAINT.	85,330.00	9,011.12	37,025.96	43.39	48,304.04	38,687.24
SEWER EQUIPMENT MAINT.	8,970.00	96.23	3,495.34	38.97	5,474.66	1,714.23
SEWER LIFT STATIONS	31,290.00	1,483.65	11,826.51	37.80	19,463.49	20,375.01
WASTEWATER TREAT. PLANT	533,425.00	26,241.95	349,325.62	65.49	184,099.38	342,709.49
ADMINISTRATION & GENERAL	42,335.00	3,679.97	24,298.99	57.40	18,036.01	26,715.91
DEPRECIATION EXPENSE	500,000.00	41,700.00	333,600.00	66.72	166,400.00	332,200.00
TOTAL OPERATING EXPENSES	1,201,350.00	82,212.92	759,572.42	63.23	441,777.58	762,401.88
OPERATING INCOME	11,250.00	28,096.26	16,635.92	(	5,385.92)	( 10,101.65)
<u>OTHER INCOME (LOSS)</u>						
INTEREST	2,000.00 (	3,705.63) (	14,020.24)	701.01-	16,020.24	8,472.31
BOND INTEREST	( 51,573.00)	0.00 (	51,572.82)	100.00 (	0.18) (	57,249.08)
SPECIAL ASSESSMENTS	29,400.00	0.00	19,350.23	65.82	10,049.77	23,488.69
TRANSFERS OUT	0.00	0.00	0.00	0.00	0.00	0.00
TOTAL NET INCOME	( 8,923.00)	24,390.63 (	29,606.91)		20,683.91 (	35,389.73)
<u>MISCELLANEOUS</u>						
BOND PRINCIPAL	471,000.00	0.00	471,000.00	100.00	0.00	465,000.00
CAPITAL	57,000.00	4,093.00	41,628.50	73.03	15,371.50	189,045.10
CASH & INVESTMENTS	0.00	61,997.63 (	2,477,661.52)	0.00	2,477,661.52	1,934,248.57

CITY OF WADENA  
 ADMINISTRATORS REPORT  
 AS OF: AUGUST 31ST, 2023

602-GOLF FUND

	CURRENT BUDGET	CURRENT PERIOD	YEAR TO DATE ACTUAL	% OF BUDGET	BUDGET BALANCE	PRIOR YEAR YEAR TO DATE
<u>OPERATING REVENUE</u>						
PRO MERCHANDISE SALES	35,000.00	9,695.06	32,766.17	93.62	2,233.83	25,000.01
CLOTHING SALES	24,000.00	6,006.85	16,839.50	70.16	7,160.50	17,236.02
LIQUOR & BEER SALES	86,400.00	15,417.96	61,130.72	70.75	25,269.28	52,626.33
FOOD SALES	31,000.00	6,640.02	30,972.55	99.91	27.45	25,116.82
LESS INVENTORY PURCHASES	91,000.00	9,259.33	90,086.79	99.00	913.21	70,006.23
<b>GROSS PROFIT</b>	<b>85,400.00</b>	<b>28,500.56</b>	<b>51,622.15</b>	<b>60.45</b>	<b>33,777.85</b>	<b>49,972.95</b>
MEMBERSHIP FEES	88,450.00	2,893.02	53,196.44	60.14	35,253.56	39,784.68
COURSE RENTAL	45,000.00	6,875.50	37,092.52	82.43	7,907.48	37,392.15
CAR STORAGE & LOCKERS	15,300.00	0.00	15,015.00	98.14	285.00	14,856.62
SCHOOL LEASES	3,500.00	0.00	3,000.00	85.71	500.00	3,000.00
TOURNAMENT INCOME	500.00	0.00	495.00	99.00	5.00	413.00
RENTAL INCOME	104,000.00	15,010.42	99,317.76	95.50	4,682.24	86,598.28
RANGE INCOME	12,000.00	1,710.83	12,352.65	102.94 (	352.65)	10,526.20
GREEN FEES	62,715.00	15,629.62	70,549.91	112.49 (	7,834.91)	48,542.53
OTHER INCOME & HANDICAPS	2,890.00	40.00	8,876.52	307.15 (	5,986.52)	2,690.00
<b>TOTAL OPERATING REVENUES</b>	<b>419,755.00</b>	<b>70,659.95</b>	<b>351,517.95</b>	<b>83.74</b>	<b>68,237.05</b>	<b>293,776.41</b>
<u>OPERATING EXPENSES</u>						
COURSE EXPENSES	157,535.00	33,406.09	141,569.09	89.87	15,965.91	115,167.31
CLUBHOUSE & ADMINIST.	214,545.00	42,520.44	195,971.18	91.34	18,573.82	153,624.31
DEPRECIATION EXPENSE	39,150.00	3,262.00	26,096.00	66.66	13,054.00	25,956.00
<b>TOTAL OPERATING EXPENSES</b>	<b>411,230.00</b>	<b>79,188.53</b>	<b>363,636.27</b>	<b>88.43</b>	<b>47,593.73</b>	<b>294,747.62</b>
<b>OPERATING INCOME</b>	<b>8,525.00 (</b>	<b>8,528.58) (</b>	<b>12,118.32)</b>		<b>20,643.32 (</b>	<b>971.21)</b>
<u>NONOPERATING ITEMS &amp; TRANSFERS</u>						
INTEREST EARNINGS	0.00	192.63	909.71	0.00 (	909.71)	1,622.46
NON OPERATING MISC. EXP.	0.00	0.00	0.00	0.00	0.00	0.00
GAIN/LOSS ON SALE OF ASST	0.00	0.00	0.00	0.00	0.00	0.00
TRANSFER IN	0.00	0.00	0.00	0.00	0.00	0.00
<b>TOTAL NET INCOME</b>	<b>8,525.00 (</b>	<b>8,335.95) (</b>	<b>11,208.61)</b>		<b>19,733.61</b>	<b>651.25</b>
<u>MISCELLANEOUS</u>						
CAPITAL OUTLAY	63,000.00	0.00	41,971.59	66.62	21,028.41	16,881.61
CASH & INVESTMENTS	0.00 (	14,956.95)	134,884.49	0.00	134,884.49	258,525.70

CITY OF WADENA  
ADMINISTRATORS REPORT  
AS OF: AUGUST 31ST, 2023

## 603-ELECTRIC FUND

## SUMMARY

	CURRENT BUDGET	CURRENT PERIOD	YEAR TO DATE ACTUAL	% OF BUDGET	BUDGET BALANCE	PRIOR YEAR YEAR TO DATE
<b>OPERATING REVENUE</b>						
ELECTRIC SERVICE REVENUE	5,977,850.00	500,917.64	4,067,759.48	68.05	1,910,090.52	4,063,975.57
OTHER SERVICE REVENUE	<u>118,000.00</u>	<u>5,738.00</u>	<u>173,289.71</u>	<u>146.86</u>	<u>( 55,289.71)</u>	<u>53,571.94</u>
TOTAL OPERATING REVENUE	6,095,850.00	506,655.64	4,241,049.19	69.57	1,854,800.81	4,117,547.51
<b>OPERATING EXPENSE</b>						
PURCHASED POWER COSTS	3,414,000.00	0.00	1,722,615.25	50.46	1,691,384.75	1,890,783.76
OPERATION EXPENSE	126,045.00	11,949.82	51,897.90	41.17	74,147.10	52,419.88
MAINTENANCE EXPENSE	394,436.00	26,550.24	221,414.00	56.13	173,022.00	216,718.09
CUSTOMER ACCOUNTS EXPENSE	54,473.00	3,633.20	25,199.29	46.26	29,273.71	37,817.30
METER READING EXPENSE	29,983.00	710.08	19,923.89	66.45	10,059.11	17,931.35
CUSTOMER RECORDS	116,746.00	12,181.69	77,651.70	66.51	39,094.30	70,488.08
ADMINISTRATION & GENERAL	416,483.00	22,599.56	278,003.31	66.75	138,479.69	210,033.55
SCHOOLS, MEETINGS & TRAVEL	17,093.00	45.06	1,797.16	10.51	15,295.84	1,435.82
SAFETY TRAINING	27,750.00	250.82	10,204.48	36.77	17,545.52	7,714.15
NON UTILITY EXPENSES	25,175.00	0.00	8,631.15	34.28	16,543.85	11,778.23
PLANT MAINTENANCE	62,146.00	1,954.58	22,702.95	36.53	39,443.05	41,205.91
EQUIPMENT MAINTENANCE	46,013.00	1,833.82	29,172.45	63.40	16,840.55	19,101.51
DEPRECIATION EXPENSE	<u>550,000.00</u>	<u>45,086.00</u>	<u>360,688.00</u>	<u>65.58</u>	<u>189,312.00</u>	<u>358,516.00</u>
TOTAL OPERATING EXPENSES	5,280,343.00	126,794.87	2,829,901.53	53.59	2,450,441.47	2,935,943.63
TOTAL OPERATING INCOME	<u>815,507.00</u>	<u>379,860.77</u>	<u>1,411,147.66</u>	<u>173.04</u>	<u>( 595,640.66)</u>	<u>1,181,603.88</u>
<b>NONOPERATING ITEMS &amp; TRANSFERS</b>						
INTEREST EARNINGS	80,000.00	1,236.50	3,901.54	4.88	76,098.46	( 247,472.85)
BOND INTEREST & FEES	23,335.00	0.00	23,335.00	100.00	0.00	25,135.00
DEPOSIT INTEREST	1,500.00	207.80	1,254.31	83.62	245.69	199.43
TRANSFERS	425,000.00	27,084.00	216,664.00	50.98	208,336.00	216,664.00
TOTAL NET INCOME	<u>445,672.00</u>	<u>353,805.47</u>	<u>1,173,795.89</u>	<u>263.38</u>	<u>( 728,123.89)</u>	<u>692,132.60</u>
<b>MISCELLANEOUS</b>						
BOND PAYMENT PRINCIPAL	( 60,000.00)	0.00	( 60,000.00)	100.00	0.00	( 60,000.00)
WORK ORDER C.W.I.P.	120,860.00	23,682.24	79,998.72	66.19	40,861.28	56,633.96
INVENTORY PURCHASES	80,000.00	415.33	77,765.72	97.21	2,234.28	216,268.42
CAPITAL OUTLAY	690,000.00	7,436.00	12,655.50	1.83	677,344.50	9,203.18
CASH & INVESTMENTS	0.00	364,802.45	7,224,896.65	0.00	( 7,224,896.65)	6,964,391.54

CITY OF WADENA  
 ADMINISTRATORS REPORT  
 AS OF: AUGUST 31ST, 2023

604-WATER FUND

	CURRENT BUDGET	CURRENT PERIOD	YEAR TO DATE ACTUAL	% OF BUDGET	BUDGET BALANCE	PRIOR YEAR YEAR TO DATE
<b>OPERATING REVENUE</b>						
WATER SERVICE REVENUE	691,460.00	87,695.87	515,060.96	74.49	176,399.04	484,204.79
OTHER SERVICE REVENUE	81,742.00	491.89	6,663.06	8.15	75,078.94	18,703.70
<b>TOTAL OPERATING REVENUE</b>	<b>773,202.00</b>	<b>88,187.76</b>	<b>521,724.02</b>	<b>67.48</b>	<b>251,477.98</b>	<b>502,908.49</b>
<b>OPERATING EXPENSES</b>						
SOURCE OF SUPPLY EXPENSE	2,085.00	0.00	0.00	0.00	2,085.00	882.24
POWER & PUMPING EXPENSE	142,380.00	13,522.16	77,870.96	54.69	64,509.04	124,576.82
PURIFICATION EXPENSE	149,030.00	15,267.52	112,791.76	75.68	36,238.24	93,658.87
DISTRIBUTION EXPENSE	81,560.00	7,387.59	38,461.35	47.16	43,098.65	170,898.54
ADMINISTRATION & GENERAL	113,400.00	11,487.25	70,458.19	62.13	42,941.81	62,263.38
FIRE HYDRANT EXPENSE	20,595.00	78.16	2,571.49	12.49	18,023.51	4,420.92
METER READING EXPENSE	17,935.00	1,264.35	9,435.88	52.61	8,499.12	8,413.54
CUSTOMER SERVICE EXPENSE	44,960.00	3,468.87	20,958.25	46.62	24,001.75	30,176.48
EQUIPMENT & MAINTENANCE	8,470.00	1,894.22	6,859.69	80.99	1,610.31	6,793.40
DEPRECIATION EXPENSE	240,000.00	21,681.00	173,448.00	72.27	66,552.00	167,226.00
<b>TOTAL OPERATING EXPENSES</b>	<b>820,415.00</b>	<b>76,051.12</b>	<b>512,855.57</b>	<b>62.51</b>	<b>307,559.43</b>	<b>669,310.19</b>
<b>OPERATING INCOME</b>	<b>( 47,213.00)</b>	<b>12,136.64</b>	<b>8,868.45</b>		<b>( 56,081.45)</b>	<b>( 166,401.70)</b>
<b>NONOPERATING ITEMS &amp; TRANSFERS</b>						
INTEREST EARNINGS	5,000.00	379.15	1,986.15	39.72	3,013.85	1,583.39
BOND INTEREST & FEES	20,470.00	0.00	20,470.00	100.00	0.00	27,422.30
SPECIAL ASSESSMENTS	26,550.00	0.00	17,477.62	65.83	9,072.38	( 21,215.59)
TRANSFER OUT	75,000.00	0.00	0.00	0.00	75,000.00	0.00
<b>TOTAL NET INCOME</b>	<b>( 111,133.00)</b>	<b>12,515.79</b>	<b>7,862.22</b>		<b>( 118,995.22)</b>	<b>( 171,025.02)</b>
<b>MISCELLANEOUS</b>						
BOND PRINCIPAL PAYMENTS	247,000.00	0.00	247,000.00	100.00	0.00	413,000.00
WORK ORDER C.W.I.P.	0.00	0.00	0.00	0.00	0.00	0.00
INVENTORY PURCHASES	10,000.00	0.00	1,511.88	15.12	8,488.12	11,477.99
BOND PROCEEDS	0.00	0.00	0.00	0.00	0.00	( 1,862,361.49)
CAPITAL OUTLAY	159,500.00	1,930.00	9,136.00	5.73	150,364.00	28,803.90
CASH & INVESTMENTS	0.00	32,309.07	436,275.86	0.00	( 436,275.86)	1,642,156.61

CITY OF WADENA  
ADMINISTRATORS REPORT  
AS OF: AUGUST 31ST, 2023

## 605-LIQUOR FUND

	CURRENT BUDGET	CURRENT PERIOD	YEAR TO DATE ACTUAL	% OF BUDGET	BUDGET BALANCE	PRIOR YEAR YEAR TO DATE
<u>OPERATING REVENUE</u>						
LIQUOR & WINE SALES	1,250,000.00	95,954.65	769,896.84	61.59	480,103.16	749,400.50
BEER SALES	1,450,000.00	142,408.57	1,000,089.71	68.97	449,910.29	926,701.21
MIX SALES	65,000.00	6,619.57	44,915.67	69.10	20,084.33	43,589.77
CIGARETTE SALES	28,000.00	2,178.50	19,541.70	69.79	8,458.30	18,157.25
MISC. OPERATING REVENUE	0.00	12.67	1,522.12)	0.00	1,522.12	10.00
LESS INVENTORY PURCHASES	<u>2,077,000.00</u>	<u>159,629.56</u>	<u>1,401,294.72</u>	<u>67.47</u>	<u>675,705.28</u>	<u>1,445,746.49</u>
TOTAL OPERATING REVENUES	716,000.00	87,544.40	431,627.08	60.28	284,372.92	292,112.24
<u>OPERATING EXPENSES</u>						
ADMINISTRATION	197,447.00	20,926.30	139,760.34	70.78	57,686.66	132,102.01
OPERATING & MAINTENANCE	215,146.00	28,477.71	168,131.89	78.15	47,014.11	135,840.35
DEPRECIATION EXPENSE	<u>16,000.00</u>	<u>1,318.00</u>	<u>10,544.00</u>	<u>65.90</u>	<u>5,456.00</u>	<u>10,726.00</u>
TOTAL OPERATING EXPENSES	428,593.00	50,722.01	318,436.23	74.30	110,156.77	278,668.36
OPERATING INCOME	<u>287,407.00</u>	<u>36,822.39</u>	<u>113,190.85</u>		<u>174,216.15</u>	<u>13,443.88</u>
<u>NONOPERATING ITEMS &amp; TRANSFERS</u>						
INTEREST EARNINGS	8,000.00	312.78	2,147.65	26.85	5,852.35 (	10,338.32)
TRANSFERS OUT	180,000.00	10,000.00	80,000.00	44.44	100,000.00	80,000.00
TOTAL NET INCOME	<u>115,407.00</u>	<u>27,135.17</u>	<u>35,338.50</u>		<u>80,068.50 (</u>	<u>76,894.44)</u>
<u>MISCELLANEOUS</u>						
CAPITAL OUTLAY	0.00	0.00	14,674.18	0.00 (	14,674.18)	127.31
CASH & INVESTMENTS	0.00	25,697.29	569,349.80	0.00 (	569,349.80)	463,987.56

CITY OF WADENA  
 ADMINISTRATORS REPORT  
 AS OF: AUGUST 31ST, 2023

606-WELLNESS CENTER

	CURRENT BUDGET	CURRENT PERIOD	YEAR TO DATE ACTUAL	% OF BUDGET	BUDGET BALANCE	PRIOR YEAR YEAR TO DATE
<u>OPERATING REVENUE</u>						
SERVICE REVENUE	570,200.00	51,076.22	376,700.75	66.06	193,499.25	335,868.68
TRANSFERS	<u>125,000.00</u>	<u>10,415.00</u>	<u>83,340.00</u>	<u>66.67</u>	<u>41,660.00</u>	<u>150,000.00</u>
TOTAL OPERATING REVENUES	695,200.00	61,491.22	460,040.75	66.17	235,159.25	485,868.68
<u>OPERATING EXPENSES</u>						
POOL EXPENSES	180,150.00	24,463.40	127,872.18	70.98	52,277.82	113,599.19
THERAPY POOL EXPENSES	35,650.00	3,121.70	21,445.78	60.16	14,204.22	20,849.70
FITNESS EXPENSES	89,080.00	10,520.78	61,645.83	69.20	27,434.17	52,503.24
ADMINISTRATION & GENERAL	386,200.00	33,520.17	263,451.52	68.22	122,748.48	301,129.87
DEPRECIATION EXPENSE	<u>260,000.00</u>	<u>22,040.00</u>	<u>176,320.00</u>	<u>67.82</u>	<u>83,680.00</u>	<u>175,840.00</u>
TOTAL OPERATING EXPENSES	951,080.00	93,666.05	650,735.31	68.42	300,344.69	663,922.00
OPERATING INCOME	<u>{ 255,880.00}</u>	<u>{ 32,174.83}</u>	<u>{ 190,694.56}</u>		<u>{ 65,185.44}</u>	<u>{ 178,053.32}</u>
<u>OTHER INCOME (LOSS)</u>						
INTEREST EARNINGS	0.00	0.00	0.00	0.00	0.00	( 434.90)
INTEREST EXPENSE	0.00	307.05	2,079.71	0.00	( 2,079.71)	1,431.88
TOTAL NET INCOME	<u>{ 255,880.00}</u>	<u>{ 32,481.88}</u>	<u>{ 192,774.27}</u>		<u>{ 63,105.73}</u>	<u>{ 179,920.10}</u>
<u>MISCELLANEOUS</u>						
CASH & INVESTMENTS	0.00	( 8,709.18)	( 172,585.48)	0.00	172,585.48	( 125,816.65)
PROGRAMMING MONIES	0.00	0.00	919.86	0.00	( 919.86)	919.86
CAPITAL OUTLAY	0.00	0.00	0.00	0.00	0.00	0.00

**City of Wadena  
Special City Council Minutes  
July 17, 2023**

**Call to Order**

The Wadena City Council held a special meeting on Tuesday, July 17, 2023. Mayor Deiss called the meeting to order at 4:15 p.m.

**Roll Call**

Comprising a quorum of the City Council, the following members were present: George Deiss, Mark Lunde, Wade Miller, Jessie Gibbs, and Dan Sartell.

**Action Memorandum 23-62: Admin Office, Restructure, Job Descriptions and Pay Updates**

The resignations of the Energy Service Coordinator and Billing Clerk/Admin Assistant/Cust Service positions provided an opportunity for both the electric and administrative office departments to review restructuring options.

Both departments continue to have software, equipment, and streamlined processes, not requiring the same amount of staffing historically needed. The proposed changes would allow a reduction of .50 FTE position with an average annual wage and benefit savings of \$13,700.

Evans and Schroeder worked with current city staff to work out details, job description, and pay changes. Schroeder also worked with David Drown and Associates to reevaluate job description point values..

Lunde questioned if all staff members are satisfied with changes. Schroeder explained awareness of one individual questioning why their pay remains the same and is looking into it with DDA.

After discussion and deliberation, the council chose to move forward with filling the open full-time position, assistant administrator-administration with updated job description and pay. All other descriptions and pay was held off for more time to review the changes.

**Action Motion: Unanimously approved moving forward with a full-time Assistant to Administrator/Administration position, new job description, and pay scale range \$21.91-\$28.28 per hour, as presented.**

Moved by:	Gibbs	Seconded by:	Lunde
Roll Call Vote:	Deiss, Lunde, Miller, Gibbs Sartell		

**Adjournment**

**Action Motion: Adjourn at 5:00 pm**

Moved by:	Sartell	Seconded by:	Gibbs
Roll Call Vote:	Deiss, Lunde, Miller, Gibbs, Sartell		

---

Kim Schroeder, City Administrator

---

George Deiss, Mayor

**City of Wadena  
Special City Council Minutes  
July 31, 2023**

**Call to Order**

The Wadena City Council held a special meeting on Monday, July 31, 2023. Mayor Deiss called the meeting to order at 5:00 p.m.

**Roll Call**

Comprising a quorum of the City Council, the following members were present: George Deiss, Mark Lunde, Wade Miller, Jessie Gibbs, and Dan Sartell.

**Ordinance No. 246: Creating Chapter 124 in the City Code to Prohibit the Use of Cannabis and Hemp Products in Public Places**

Mayor George Deiss called the special meeting to address public concerns regarding smoking cannabis and hemp products in public places, including concerns about use in front of minors. The police department will handle violators the same as tobacco use. Provide violators at least one opportunity to stop violation. If offender(s) continue, police will ticket violator(s) with a misdemeanor charge.

**Action Motion: Unanimously approved by roll call vote the adoption of Ordinance No. 246, Prohibiting the Use of Cannabis and Hemp Products in Public Places.**

Moved by:	Miller	Seconded by:	Gibbs
Roll Call Vote:	Deiss, Lunde, Miller, Gibbs Sartell		

**Adjournment**

**Action Motion: Adjourn at 5:12 pm**

Moved by:	Miller	Seconded by:	Gibbs
Roll Call Vote:	Deiss, Lunde, Miller, Gibbs, Sartell		

---

Kim Schroeder, City Administrator

---

George Deiss, Mayor

**City of Wadena  
Regular City Council Minutes  
Tuesday, August 8, 2023**

**1. Call to Order**

The Wadena City Council held a regular meeting on Tuesday, August 8, 2023. Acting Mayor Miller called the meeting to order at 5:00 p.m.

A. Pledge of Allegiance

**2. Roll Call**

Comprising a quorum of the City Council, the following members were present: Acting Mayor Wade Miller, Jessie Gibbs, Mark Lunde, and Dan Sartell.

**3. Consent Calendar**

- A. Claims as Presented for Payment
- B. City Administrator’s Monthly Financial Report
- C. City Council Meeting Minutes:
  - 1. July 11, 2023, Regular Meeting
- D. Action Memorandum 23-65: LMC Liability Coverage Waiver Form
- E. Action Memorandum 23-69: Temporary On-Sale Liquor License for Astera Health
- F. Action Memorandum 23-73: Drastic Measures, Request to Use BN Park and Close Portion of Aldrich Ave for Oktoberfest

**Action Motion: Unanimously approved the consent calendar items by roll call vote, amended to remove the 2022 Audit to New Business.**

Moved by:	Gibbs	Seconded by:	Lunde
Roll call vote:	Lunde, Miller, Sartell, Gibbs		

**4. Unfinished Business**

**Item A – Action Memorandum 23-67: Admin & Electric Dept, Restructure, Job Descriptions and Pay Updates**

Lunde questioned if all employees accept the description changes, and restructure. Schroeder explained all employees are except for the Accounting Clerk. Earlier today, the employee provided several new job duty requests to be placed in their description. After review, Schroeder finds that one duty, related to airport FAA regulations may warrant a change, however, the rest of the duties are minor, and not a significant enough routine duty.

Schroeder forwarded the list to Tessia Melvin of David Drown & Associates. No communication or feedback was received before the meeting.

The council approved the restructuring, all descriptions, and pay as presented, contingent on DDA review of the Accounting Clerk. Schroeder will report to the council once known. If a change in description and pay is warranted, it will be brought to September’s council meeting and retroactive.





- The Mississippi DNR headwaters issues a stage 1 drought warning response phase. Residents are asked to conserve water by restricting lawn sprinkling, voluntarily reducing lengths of showers, washing only full loads of laundry or dishes, and not allowing water to run unnecessarily. Notifications were posted on the city's website and facebook page along with a public service announcement on the local radio station and Pioneer Journal.

Wadena Development Authority and Planning & Zoning – Dean Uselman  
WDA

- Nothing to report.

P & Z

- The Folkestad East project is shaping nicely. Already receiving serious inquiries about lot purchases. Sartell questioned when people would be able to purchase and build. Uselman shared building could begin as early as this year. The project will be complete and ready within the next month. The WDA is working on covenants. Part of the covenants would include purchasers building within 5 years. Attorney Pederson is reviewing purchase options. The intent is for buyers to build instead of holding on to a piece of property with no additional city tax revenue.

WDA is also looking to host a one-day public auction. The price of the lots would be lowered slightly. Competitive bidding would occur should more than one party be interested in a lot.

Police Department – Naomi Plautz

- The old squad getting replaced received mouse damage. It was determined repair of the squad had more value than selling as is and making it worthy of submitting to insurance. The damages totaled \$5,300.33. Minus the \$1,000 deductible the city received reimbursed payment of \$4,300.33.

Fire Department – Cody Yglesias: Absent

Wadena Liquor Store – Tim Booth: Absent.

Maslowski Wellness and Research Center – Lisa Anderson: Absent

Whitetail Run Golf Course – Kevin Ross: Absent

City Administrator – Kim Schroeder: Nothing to report.

### **Item J – Council Reports**

Dan Sartell: Nothing to report.

Wade Miller: Nothing to report.

Mark Lunde: The individual he reported last month looking to rent the main hangar is still interested. Lunde would like to reinstate the airport committee/commission to utilize outside sources and aircraft knowledgeable individuals with staff. This group will assist with determining finance needs, search for grants, along with ongoing review of capital improvement plan needs. Lunde will work with Schroeder to provide a list to reach out to and get established.

Jessie Gibbs: Nothing to report.

### **Item K – Mayor's Report – George Deiss: Absent.**





**Legislative History**

Agenda date: September 12, 2023

Action:

Vote:

Yes:	No:	Absent:

**CITY OF WADENA, MINNESOTA**

**Resolution No. 2023-27**

**A Resolution Confirming the Mayor’s Appointment of Michelle Silvers to the Wadena Development Authority Board**

**Whereas**, Mayor Deiss has appointed Michelle Silvers.

**Now Therefore be it Resolved**, that the Wadena City Council confirms the Mayor’s appointment of Michelle Silvers to the Wadena Development Authority Board, effective September 12, 2023.

Adopted this twelfth day of September 2023.

\_\_\_\_\_  
George Deiss, Mayor

\_\_\_\_\_  
Kim Schroeder, City Administrator

**City of Wadena  
Action Memorandum 23-74**

**Subject:** Lakeland Lawn Service Peddlers License Application

**From:** Kim Schroeder, City Administrator

**Agenda of:** September 12, 2023

**Background Information:**  
See enclosed application.

**Action Requested:**  
Approve Peddlers license to Lakeland Lawn Service

**Council Action:**  **Approved**  
 **Defeated**  
 **Amended:** \_\_\_\_\_



**City of Wadena**

**Solicitation Registration**

**This license provides the authorization to operate as a peddler in the City of Wadena, Minnesota pursuant to the Wadena Code of Ordinances, Chapter 112.**

This license is issued to: Lakeland Lawn Service LLC

Address: 34501 640<sup>th</sup> Ave, Wadena, MN 56482

License dates: 09/13/2023 – 09/13/2024

License number: 2023-01LL Fee: \$0

Seal: \_\_\_\_\_ City Administrator

\_\_\_\_\_ Date



Something is happening here....

Permit No. \_\_\_\_\_

Permit Fee \_\_\_\_\_

### Transient Merchant, Hawker, Peddler, Solicitation License Application

Type of License:

Transient Merchant

Hawker

Peddler

Solicitation

List the applicant's name (name of individual, partnership, corporation or association and all persons associated with the business. Use another sheet of paper if necessary):

Applicant's Name: Lakeland Lawn Service LLC, Michael Larson, Michelle Chris Palmer

Applicant's Address: 34501 Le40th Ave - Wadena, MN 56482

Phone number(s): Mike - (320) 282-9527, Michelle (218) 639-6390 Chris (218) 402-0014

Email address: lakelandlawnservice11c@yahoo.com

If the sale will be conducted by a person or persons other than the applicants, list the credentials of the person or persons acting as the representative for the applicant:

Address: N/A

Phone number(s): \_\_\_\_\_

Email address: \_\_\_\_\_

List the business name (note: if the business is conducted under a designation, name, or style other than the full individual name of the applicant, attach a copy of the certificate of assumed name, as required by MN Statute 33, certified by the Secretary of State):

Business Name: Lakeland Lawn Service LLC

Business Address: 34501 Leloth Ave Wadena, MN 56482

Phone number(s): (218) 639-6390

Email address: lakelandlawnservice11c@yahoo.com

MN Tax ID number: 8990445 Federal Tax ID number: 93-1507393

List the dates the business will be conducted: 1 year

List the location(s) the business will be conducted: Within Wadena City limits

Provide an itemized description of the goods and merchandise to be offered for sale:  
X Services only

Provide a description of the nature and content of any advertising to be done to promote the sale of goods and merchandise:  
X Services only

**Applicant Statement**

The data on this form will be used to consider your license. Some requested data is private. Private data is available to you and the City or State staff who need this information to perform their duties but is not available to the public.


You are required by City code to answer any questions to provide the requested information. Failure to answer questions or provide the information requested will prevent the City of Wadena from processing your application.

Any falsification of answers to the above questions will result in denial of the license.

Signature: Michael J. [Signature] Date: 8-21-23

Subscribed and sworn to before me this 21st day of August 2023. (seal)

Signature of notary: [Signature]



**City of Wadena  
Action Memorandum 23-75**

**Subject:** Wadena Fire Relief Assn Gambling Application, Nov 17, 2023

**From:** Fire Relief Association

**Agenda of:** September 12, 2023

**Background Information:**

See attached application.

**Action Requested:**

Approve gambling license and activity November 17, 2023, 215 Colfax Ave SW, Wadena MN

**Council Action:**  **Approved**  
 **Defeated**  
 **Amended:** \_\_\_\_\_

LG230 Application to Conduct Off-Site Gambling

No Fee

ORGANIZATION INFORMATION

Organization Name: Wadena Fire Dept. Relief Assn License Number:
Address: P.O. Box 428 City: Wadena, MN Zip: 56482
Chief Executive Officer (CEO) Name: Shawn Swenson Daytime Phone: 218 639 3534
Gambling Manager Name: Warren Boen Daytime Phone: 218 640 1104

GAMBLING ACTIVITY

Twelve off-site events are allowed each calendar year not to exceed a total of 36 days.

From 11/17/23 to 11/17/23

Check the type of games that will be conducted:

- Raffle (checked), Pull-Tabs, Bingo (checked), Tipboards, Paddlewheel

GAMBLING PREMISES

Name of location where gambling activity will be conducted: Wadena Deer Creek School Elementary Gym

Street address and City (or township): 215 Colfax Ave SW Wadena MN Zip: 56482 County: Wadena

- Do not use a post office box.
If no street address, write in road designations (example: 3 miles east of Hwy. 63 on County Road 42).

Does your organization own the gambling premises?

- Yes (unchecked) If yes, a lease is not required.
No (checked) If no, the lease agreement below must be completed, and signed by the lessor.

LEASE AGREEMENT FOR OFF-SITE ACTIVITY (a lease agreement is not required for raffles)

Rent to be paid for the leased area: \$50 + \$35 per hour (if none, write "0")

All obligations and agreements between the organization and the lessor are listed below or attached.

- Any attachments must be dated and signed by both the lessor and lessee.
This lease and any attachments is the total and only agreement between the lessor and the organization conducting lawful gambling activities.
Other terms, if any:

Lessor's Signature: [Signature] Date: 9-7-23
Print Lessor's Name: Lee Westrum

CONTINUE TO PAGE 2

**Acknowledgment by Local Unit of Government: Approval by Resolution**

CITY APPROVAL for a gambling premises located within city limits	COUNTY APPROVAL for a gambling premises located in a township
City Name: _____	County Name: _____
Date Approved by City Council: _____	Date Approved by County Board: _____
Resolution Number: _____ (If none, attach meeting minutes.)	Resolution Number: _____ (If none, attach meeting minutes.)
Signature of City Personnel: _____	Signature of County Personnel: _____
Title: _____ Date Signed: _____	Title: _____ Date Signed: _____
<p><b>Local unit of government must sign.</b></p>	<p><b>Complete below only if required by the county.</b> On behalf of the township, I acknowledge that the organization is applying to conduct gambling activity within the township limits. (A township has no statutory authority to approve or deny an application, per Minnesota Statutes 349.213, Subd. 2.)</p>
	TOWNSHIP NAME: _____
	Print Township Name: _____
	Signature of Township Officer: _____
	Title: _____ Date Signed: _____

**CHIEF EXECUTIVE OFFICER (CEO) ACKNOWLEDGMENT**

The person signing this application must be your organization's CEO and have their name on file with the Gambling Control Board. If the CEO has changed and the current CEO has not filed a LG200B Organization Officers Affidavit with the Gambling Control Board, he or she must do so at this time.

I have read this application, and all information is true, accurate, and complete and, if applicable, agree to the lease terms as stated in this application.

\_\_\_\_\_ Date \_\_\_\_\_

**Signature of CEO (must be CEO's signature; designee may not sign)**

<p><b>Mail or fax to:</b></p> <p>Minnesota Gambling Control Board Suite 300 South 1711 West County Road B Roseville, MN 55113 <b>Fax: 651-639-4032</b></p>	<p><b>No attachments required.</b></p> <p>Questions? Contact a Licensing Specialist at 651-539-1900.</p>
--	--

This publication will be made available in alternative format (i.e. large print, braille) upon request.

<p>Data privacy notice: The information requested on this form (and any attachments) will be used by the Gambling Control Board (Board) to determine your organization's qualifications to be involved in lawful gambling activities in Minnesota. Your organization has the right to refuse to supply the information; however, if your organization refuses to supply this information, the Board may not be able to determine your organization's qualifications and, as a consequence, may refuse to issue a permit. If your organization supplies the information requested, the Board will be able to process your organization's application.</p> <p>Your organization's name and address will be public information when received by the Board. All other information provided will be private data about your organization until the Board issues the permit. When the Board issues the permit, all information provided will become public.</p>	<p>If the Board does not issue a permit, all information provided remains private, with the exception of your organization's name and address which will remain public.</p> <p>Private data about your organization are available to: Board members, Board staff whose work requires access to the information; Minnesota's Department of Public Safety; Attorney General; commissioners of Administration, Minnesota Management &amp; Budget, and Revenue; Legislative Auditor; national and international gambling regulatory agencies; anyone pursuant to court order; other individuals and agencies specifically authorized by state or federal law to have access to the information; individuals and agencies for which law or legal order authorizes a new use or sharing of information after this notice was given; and anyone with your written consent.</p>
---	---



**Legislative History**

Agenda date: September 12, 2023

Action:

Vote:

Yes:	No:	Absent:

**CITY OF WADENA, MINNESOTA**

**Resolution No. 2023-28**

**A Resolution Adopting the Proposed 2024 General Fund Property Tax Levy**

**Whereas,** the City of Wadena is required by Minnesota Statute 275.065 Subdivision 1, "to certify to the county auditor the proposed property tax levy payable in the following year".

**Now Therefore be it Resolved,** by the City Council that the following sums of money be levied for collection in 2024 upon the taxable property in the City of Wadena, County of Wadena and County of Ottertail for the following purposes:

<b>General Fund:</b>	<b>\$</b>	<b>454,363.00</b>
<b>Bonded Indebtedness:</b>		
GO Capital Improvement Library Bonds 2021	\$	146,160.00
GO Equipment Certificate – 2019B	\$	112,134.75
GO Bonds PFA – SE Project Sewer 2015	\$	199,224.87
GO Bonds PFA – SE Project Storm Water 2015	\$	279,570.42
GO Bonds PFA – SE Project Water 2015	\$	<u>180,511.11</u>
<b>Total bonded indebtedness:</b>	<b>\$</b>	<b>917,601.15</b>
<b>Total property tax levy:</b>	<b>\$</b>	<b>1,371,964.15</b>

The City Administrator is instructed to transmit a copy of this resolution to the Wadena County Auditor, Ottertail County Auditor, and Minnesota Department of Revenue.

Adopted this twelfth day of September 2023.

\_\_\_\_\_  
George Deiss, Mayor

\_\_\_\_\_  
Kim Schroeder, City Administrator

**CITY OF WADENA  
GENERAL FUND BUDGET COMPARISON**

<b>EXPENDITURES</b>	<b>2023</b>	<b>2024</b>	<b>Increase (Decrease)</b>	
Legislative	\$174,875	\$169,145	(\$5,730)	-3.28%
Mayor and Council	\$33,870	\$34,170	\$300	0.89%
City Administrator	\$48,245	\$53,032	\$4,787	9.92%
Elections	\$5,500	\$8,500	\$3,000	54.55%
Accounting	\$140,800	\$133,865	(\$6,935)	-4.93%
Planning & Zoning	\$100,990	\$101,343	\$353	0.35%
City Hall Maintenance	\$33,530	\$33,580	\$50	0.15%
Police Department	\$1,171,805	\$1,298,589	\$126,784	10.82%
Police Other Funds	\$6,750	\$6,750	\$0	0.00%
Fire Department	\$180,480	\$186,375	\$5,895	3.27%
General Roadway Maintenance	\$184,790	\$192,357	\$7,567	4.09%
Street Shop Maintenance	\$50,190	\$55,375	\$5,185	10.33%
Paved Streets	\$124,155	\$125,395	\$1,240	1.00%
Unpaved Streets/Alleys	\$57,890	\$59,214	\$1,324	2.29%
Snow & Ice Removal	\$149,035	\$159,501	\$10,466	7.02%
Street Signs/Markings	\$20,525	\$19,968	(\$557)	-2.71%
Parking Lots	\$5,505	\$5,241	(\$264)	-4.80%
Storm Sewers	\$26,425	\$27,905	\$1,480	5.60%
Street Cleaning	\$44,525	\$47,698	\$3,173	7.13%
Waste (Refuse) Collection	\$21,270	\$22,383	\$1,113	5.23%
Weed Control	\$7,125	\$7,622	\$497	6.98%
Skating Rinks	\$11,160	\$11,532	\$372	3.33%
Playgrounds	\$34,515	\$35,073	\$558	1.62%
Wading Pool	\$11,550	\$11,900	\$350	3.03%
Campground	\$28,760	\$31,707	\$2,947	10.25%
Parks	\$221,995	\$232,742	\$10,747	4.84%
Park Advisory Board Monies	\$4,100	\$4,300	\$200	4.88%
Library	\$118,780	\$134,766	\$15,986	13.46%
Bond Payments	\$232,550	\$241,242	\$8,692	3.74%
Airport	\$95,430	\$97,595	\$2,165	2.27%
Unallocated	\$1,000	\$1,000	\$0	0.00%
Development Authority	\$96,695	\$104,046	\$7,351	7.60%
Capital Purchases	\$103,000	\$291,687	\$188,687	183.19%
Health Insurance	\$0	\$0	\$0	0.00%
Interest Expense	\$1,000	\$0	(\$1,000)	-100.00%
Transfers Out	\$125,000	\$177,000	\$52,000	41.60%
<b>Expenditure Budget Total</b>	<b>\$3,673,815</b>	<b>\$4,122,598</b>	<b>\$448,783.00</b>	<b>12.22%</b>
<b>Revenues</b>				
Local Government Aid (State Aid)	\$1,863,884	\$2,133,463	\$269,579	14.46%
Taxes	\$304,746	\$451,194	\$146,448	48.06%
Licenses & Permits	\$32,560	\$35,960	\$3,400	10.44%
Intergovernmental Rev	\$141,750	\$141,750	\$0	0.00%

Charges for Services	\$268,650	\$274,850	\$6,200	2.31%
Fines & Forfeits	\$18,000	\$24,500	\$6,500	36.11%
Interest Earnings	\$158,700	\$161,018	\$2,318	1.46%
Service Revenues	\$500	\$500	\$0	0.00%
Transfers	\$445,000	\$445,000	\$0	0.00%
<b>Revenue Budget Total</b>	<b>\$3,233,790</b>	<b>\$3,668,235</b>	<b>\$434,445</b>	<b>13.43%</b>
<b>LEVY</b>	<b>\$440,025</b>	<b>\$454,363</b>	<b>\$14,338</b>	<b>3.26%</b>

**Tax Classification Data from Wadena County as of 8/22/2023**

Taxable Property by Class	Assessed Value
Homestead	184,507,700
Non-Homestead	47,673,100
Agricultural	1,453,100
Commercial	51,530,400
Industrial	9,974,000
<b>Total Taxable Assessed Values</b>	<b>295,138,300</b>

**Mill Levy Rate** = Required Revenue / Taxable Property Value x 1,000 \$ **0.049** /\$1,000 value

The value of your property

Assessed Property Value (after exemptions)	Estimated Annual Tax Increase
150,000 \$	7.29
250,000 \$	12.15
300,000 \$	14.57
500,000 \$	24.29
750,000 \$	36.44
1,000,000 \$	48.58
2,500,000 \$	121.45

**CITY OF WADENA  
2024 GENERAL FUND  
PROPOSED BUDGET REVENUES**

Account Description	2020 Actual	2021 Actual	2022 Actual	2023 Budget	2023 Amount as of 8/31/23	2024 Proposed Budget	Mtg Session Revisions	Proposed Difference 2023-2024	2024 Budget	% Change in Total Budget
<b>GENERAL</b>										
<b>Taxes</b>										
Current Ad Volorem Taxes	\$330,895.00	\$509,398.00	\$493,529.00	\$442,025.00	\$274,083.00	\$454,363.00		\$12,338.00	\$454,363.00	
Eqp Bond Tax Levy	\$0.00	\$0.00	\$76,974.00	\$111,846.00	\$138,327.00	\$258,294.00		\$146,448.00	\$258,294.00	
Port Authority Ad Volorem Tax	\$37,518.00	\$40,366.00	\$41,198.00	\$44,000.00	\$29,887.00	\$44,000.00		\$0.00	\$44,000.00	
HRA Tax Settlement	\$0.00	\$0.00	\$0.00	\$0.00	\$0.00	\$0.00		\$0.00	\$0.00	
Delinquent Ad Volorem Taxes	\$3,263.00	\$2,013.00	\$9,095.00	\$4,000.00	\$381.00	\$4,000.00		\$0.00	\$4,000.00	
Housing Auth in Lieu of Taxes	\$4,412.00	\$5,222.00	\$5,488.00	\$4,900.00	\$0.00	\$4,900.00		\$0.00	\$4,900.00	
Hotel/Motel Tax	\$27,323.00	\$31,228.00	\$33,964.00	\$30,000.00	\$22,727.00	\$32,000.00		\$2,000.00	\$32,000.00	
Cable TV Franchise Fees	\$64,062.00	\$60,841.00	\$59,213.00	\$62,000.00	\$45,308.00	\$60,000.00		-\$2,000.00	\$60,000.00	
Gas Franchise Fees	\$42,551.00	\$46,429.00	\$48,338.00	\$48,000.00	\$34,697.00	\$48,000.00		\$0.00	\$48,000.00	
	<b>\$510,024.00</b>	<b>\$695,497.00</b>	<b>\$767,799.00</b>	<b>\$746,771.00</b>	<b>\$545,410.00</b>	<b>\$905,557.00</b>	<b>\$0.00</b>	<b>\$158,786.00</b>	<b>\$905,557.00</b>	21.26%
<b>Licenses and Permits</b>										
Liquor License on & Off	\$13,776.00	\$8,717.00	\$19,542.00	\$17,500.00	\$20,009.00	\$17,500.00		\$0.00	\$17,500.00	
Beer Licenses On & Off Sale	\$920.00	\$1,160.00	\$1,200.00	\$1,200.00	\$1,120.00	\$1,100.00		-\$100.00	\$1,100.00	
Cigarette Licenses	\$375.00	\$525.00	\$450.00	\$500.00	\$450.00	\$500.00		\$0.00	\$500.00	
Peddlers Permits	\$0.00	\$0.00	\$0.00	\$200.00	\$0.00	\$200.00		\$0.00	\$200.00	
Refuse or Junk Dealer License	\$200.00	\$200.00	\$200.00	\$160.00	\$200.00	\$160.00		\$0.00	\$160.00	
Other Licenses & Permits	\$2,855.00	\$1,350.00	\$1,490.00	\$2,000.00	\$3,840.00	\$1,500.00		-\$500.00	\$1,500.00	
Building Permits	\$8,045.00	\$8,010.00	\$9,775.00	\$8,000.00	\$6,730.00	\$8,000.00		\$0.00	\$8,000.00	
Special Liense-Var & Zoning	\$0.00	\$300.00	\$600.00	\$500.00	\$650.00	\$500.00		\$0.00	\$500.00	
Sign Permit	\$590.00	\$735.00	\$525.00	\$500.00	\$0.00	\$500.00		\$0.00	\$500.00	
Right of Way Permit Fees	\$1,470.00	\$21,743.00	\$11,918.00	\$2,000.00	\$5,876.00	\$6,000.00		\$4,000.00	\$6,000.00	
	<b>\$28,231.00</b>	<b>\$42,740.00</b>	<b>\$45,620.00</b>	<b>\$32,560.00</b>	<b>\$38,875.00</b>	<b>\$35,960.00</b>	<b>\$0.00</b>	<b>\$3,400.00</b>	<b>\$35,960.00</b>	10.44%
<b>Intergovernmental Rev</b>										
Federal Grants and Aids	\$0.00	\$0.00	\$20,000.00	\$0.00	\$0.00	\$0.00		\$0.00	\$0.00	
Local Government Aid	\$1,740,340.00	\$1,880,382.00	\$1,830,227.00	\$1,863,884.00	\$931,942.00	\$2,133,463.00		\$269,579.00	\$2,133,463.00	
Market Value Homestead Credit	\$156.00	\$171.00	\$154.00	\$0.00	\$0.00	\$0.00		\$0.00	\$0.00	
Other State Aids & Grants	\$425,048.00	\$457,252.00	\$11,811.00	\$0.00	\$29,131.00	\$0.00		\$0.00	\$0.00	
State Airport Maintenane Reimb	\$27,493.00	\$0.00	\$27,493.00	\$28,000.00	\$27,493.00	\$28,000.00		\$0.00	\$28,000.00	
Police State Aid	\$81,909.00	\$79,669.00	\$89,313.00	\$80,000.00	\$0.00	\$80,000.00		\$0.00	\$80,000.00	
Firefighters Relief Aid	\$32,209.00	\$33,709.00	\$0.00	\$33,750.00	\$35,205.00	\$33,750.00		\$0.00	\$33,750.00	
	<b>\$2,307,155.00</b>	<b>\$2,451,183.00</b>	<b>\$1,978,998.00</b>	<b>\$2,005,634.00</b>	<b>\$1,023,771.00</b>	<b>\$2,275,213.00</b>	<b>\$0.00</b>	<b>\$269,579.00</b>	<b>\$2,275,213.00</b>	13.44%
<b>Charges for Services</b>										
City Office Pop	\$396.00	\$0.00	\$256.00	\$0.00	\$0.00	\$0.00		\$0.00	\$0.00	
DARE GS Donations	\$0.00	\$0.00	\$0.00	\$0.00	\$0.00	\$1,500.00		\$1,500.00	\$1,500.00	
Red Flag/Green Flag Donations	\$2,300.00	\$1,025.00	\$1,880.00	\$250.00	\$2,000.00	\$250.00		\$0.00	\$250.00	
Drug & Forfeiture Money	\$5,759.00	\$2,462.00	\$3,159.00	\$5,000.00	\$10,802.00	\$5,000.00		\$0.00	\$5,000.00	
Police Accident Reports	\$197.00	\$98.00	\$426.00	\$200.00	\$114.00	\$200.00		\$0.00	\$200.00	
Special Event Police Officer	\$70,965.00	\$38,182.00	\$59,040.00	\$55,200.00	\$34,332.00	\$55,200.00	-\$7,407.00	-\$7,407.00	\$47,793.00	
Public Safety (Police Dept)	\$2,104.00	\$2,469.00	\$225.00	\$0.00	\$600.00	\$0.00	\$7,407.00	\$7,407.00	\$7,407.00	
Fire Department Misc Revenue	\$7,505.00	\$2,486.00	\$0.00	\$0.00	\$0.00	\$0.00		\$0.00	\$0.00	
Fire Dept (Emergency Calls)	\$15,677.00	\$25,776.00	\$20,974.00	\$20,000.00	\$500.00	\$15,000.00		-\$5,000.00	\$15,000.00	
Fire Dept (Standby Fees)	\$49,127.00	\$57,207.00	\$61,774.00	\$62,000.00	\$60,731.00	\$62,000.00		\$0.00	\$62,000.00	
Highways and Streets	\$50,077.00	\$42,931.00	\$47,249.00	\$35,000.00	\$35,501.00	\$35,000.00		\$0.00	\$35,000.00	
Parks Revenues	\$12,366.00	\$7,217.00	\$6,593.00	\$10,000.00	\$4,862.00	\$3,500.00	\$3,000.00	-\$3,500.00	\$6,500.00	
Campground (Camping, MDSE, Etc)	\$28,371.00	\$50,641.00	\$53,560.00	\$40,000.00	\$51,249.00	\$45,000.00		\$5,000.00	\$45,000.00	
Wellness Center Programs	\$0.00	\$0.00	\$0.00	\$0.00	\$0.00	\$0.00		\$0.00	\$0.00	
Planning & Zoning	\$100.00	\$720.00	\$200.00	\$200.00	\$0.00	\$200.00		\$0.00	\$200.00	
Airport Land Leases/Hangar Rent	\$15,029.00	\$13,986.00	\$13,664.00	\$16,000.00	\$18,884.00	\$17,000.00	\$12,000.00	\$13,000.00	\$29,000.00	
Airport Donations & Misc	\$0.00	\$30.00	\$17.00	\$0.00	\$0.00	\$0.00		\$0.00	\$0.00	
Aviation Fuel	\$9,351.00	\$12,001.00	\$19,285.00	\$24,000.00	\$15,645.00	\$20,000.00		-\$4,000.00	\$20,000.00	
Other Charges	\$0.00	\$0.00	\$0.00	\$0.00	\$0.00	\$0.00		\$0.00	\$0.00	
Library Miscellaneous	\$778.00	\$910.00	\$1,154.00	\$800.00	\$517.00	\$0.00		-\$800.00	\$0.00	
Website Advertising Fees	\$0.00	\$0.00	\$0.00	\$0.00	\$0.00	\$0.00		\$0.00	\$0.00	
	<b>\$270,102.00</b>	<b>\$258,141.00</b>	<b>\$289,456.00</b>	<b>\$268,650.00</b>	<b>\$235,737.00</b>	<b>\$259,850.00</b>	<b>\$15,000.00</b>	<b>\$6,200.00</b>	<b>\$274,850.00</b>	2.31%
<b>Fines and Forfeits</b>										
Court Fines	\$17,503.00	\$16,873.00	\$13,061.00	\$18,000.00	\$8,286.00	\$16,500.00		-\$1,500.00	\$16,500.00	
Administrative Fines	\$230.00	\$0.00	\$1,270.00	\$0.00	\$11,250.00	\$8,000.00		\$8,000.00	\$8,000.00	
	<b>\$17,733.00</b>	<b>\$16,873.00</b>	<b>\$14,331.00</b>	<b>\$18,000.00</b>	<b>\$19,536.00</b>	<b>\$24,500.00</b>	<b>\$0.00</b>	<b>\$6,500.00</b>	<b>\$24,500.00</b>	36.11%
<b>Interest Earnings</b>										
Spec Assmts Principal	\$40,950.00	\$32,954.00	\$34,238.00	\$35,000.00	\$21,031.00	\$26,981.00		-\$8,019.00	\$26,981.00	
Interest on Special Assessments	\$9,992.00	\$14,857.00	\$10,254.00	\$6,500.00	\$7,799.00	\$5,037.00		-\$1,463.00	\$5,037.00	
Interest on Delinquent Taxes	\$2,109.00	\$0.00	\$0.00	\$0.00	\$0.00	\$0.00		\$0.00	\$0.00	
Interest Received	\$42,884.00	\$22,548.00	\$32,218.00	\$20,000.00	\$8,254.00	\$20,000.00		\$0.00	\$20,000.00	
Library Donations	\$0.00	\$165.00	\$1,435.00	\$0.00	\$6,275.00	\$0.00		\$0.00	\$0.00	
Rents-All Other	\$33,380.00	\$34,207.00	\$31,534.00	\$36,000.00	\$16,033.00	\$34,000.00		-\$2,000.00	\$34,000.00	
Council Chamber Rents	\$500.00	\$1,200.00	\$1,200.00	\$1,200.00	\$400.00	\$0.00		-\$1,200.00	\$0.00	
Sale of Comp for Loss of Prop	\$54,442.00	\$36,135.00	\$5,000.00	\$10,000.00	\$0.00	\$5,000.00		-\$5,000.00	\$5,000.00	
Reimbursements	\$26,301.00	\$9,288.00	\$8,119.00	\$10,000.00	\$0.00	\$10,000.00		\$0.00	\$10,000.00	
Miscellaneous Revenues	\$14,208.00	\$16,188.00	\$9,747.00	\$15,000.00	\$2,638.00	\$10,000.00		-\$5,000.00	\$10,000.00	
Library Debt Donations	\$0.00	\$0.00	\$0.00	\$25,000.00	\$25,000.00	\$25,000.00	\$25,000.00	\$25,000.00	\$50,000.00	
Browne/Friends of the Library	\$0.00	\$0.00	\$0.00	\$0.00	\$0.00	\$0.00		\$0.00	\$0.00	
Change in Fair Value/Investment	\$8,673.00	-\$20,740.00	-\$93,073.00	\$0.00	\$0.00	\$0.00		\$0.00	\$0.00	
	<b>\$233,439.00</b>	<b>\$146,802.00</b>	<b>\$40,672.00</b>	<b>\$158,700.00</b>	<b>\$87,430.00</b>	<b>\$136,018.00</b>	<b>\$25,000.00</b>	<b>\$2,318.00</b>	<b>\$161,018.00</b>	1.46%
<b>Service Revenues</b>										
Late Fees	\$220.00	\$326.00	\$1,684.00	\$500.00	\$444.00	\$500.00		\$0.00	\$500.00	
	<b>\$220.00</b>	<b>\$326.00</b>	<b>\$1,684.00</b>	<b>\$500.00</b>	<b>\$444.00</b>	<b>\$500.00</b>	<b>\$0.00</b>	<b>\$0.00</b>	<b>\$500.00</b>	0.00%
<b>Transfers</b>										
Transfers from Electric Fund	\$307,635.00	\$307,632.00	\$325,000.00	\$325,000.00	\$216,664.00	\$325,000.00		\$0.00	\$325,000.00	
Transfers from Sewer	\$0.00	\$0.00	\$0.00	\$0.00	\$0.00	\$0.00		\$0.00	\$0.00	
Transfers from Liquor Fund	\$120,000.00	\$120,000.00	\$120,000.00	\$120,000.00	\$80,000.00	\$120,000.00		\$0.00	\$120,000.00	
Transfers from Reserve	\$0.00	\$0.00	\$0.00	\$0.00	\$0.00	\$0.00		\$0.00	\$0.00	
Transfers from Merickel Trust	\$0.00	\$0.00	\$0.00	\$0.00	\$0.00	\$0.00		\$0.00	\$0.00	

Transfers from WDA Tax Levy	\$0.00	\$0.00	\$0.00	\$0.00	\$0.00	\$0.00	\$0.00	\$0.00	\$0.00	\$0.00	
Transfers from CPF	\$0.00	\$298.00	\$0.00	\$0.00	\$0.00	\$0.00	\$0.00	\$0.00	\$0.00	\$0.00	
Transfers from Sinking Fund	\$414,051.00	\$0.00	\$0.00	\$0.00	\$0.00	\$0.00	\$0.00	\$0.00	\$0.00	\$0.00	
Bond Proceeds	\$0.00	\$0.00	\$0.00	\$0.00	\$0.00	\$0.00	\$0.00	\$0.00	\$0.00	\$0.00	
	<b>\$841,686.00</b>	<b>\$427,930.00</b>	<b>\$445,000.00</b>	<b>\$445,000.00</b>	<b>\$296,664.00</b>	<b>\$445,000.00</b>	<b>\$0.00</b>	<b>\$0.00</b>	<b>\$0.00</b>	<b>\$445,000.00</b>	0.00%
<b>Total All Departments</b>	<b>\$4,208,590.00</b>	<b>\$4,039,492.00</b>	<b>\$3,583,560.00</b>	<b>\$3,675,815.00</b>	<b>\$2,247,867.00</b>	<b>\$4,082,598.00</b>	<b>\$40,000.00</b>	<b>\$446,783.00</b>	<b>\$4,122,598.00</b>		12.15%

**CITY OF WADENA  
2024 GENERAL FUND  
PROPOSED BUDGET EXPENDITURES**

Account Description	2020 Actual	2021 Actual	2022 Actual	2023 Budget	2023 Amount as of 8/31/23	2024 Proposed Budget	Mtg/Work Session Revisions	Proposed Difference 2023-2024	2024 Budget	% Change in Budget
<b>LEGISLATIVE</b>										
<b>Supplies</b>										
Winter Parking Fine Expense	\$0.00	\$0.00	\$0.00	\$0.00	\$540.00	\$0.00		\$0.00	\$0.00	
	<b>\$0.00</b>	<b>\$0.00</b>	<b>\$0.00</b>	<b>\$0.00</b>	<b>\$540.00</b>	<b>\$0.00</b>	<b>\$0.00</b>	<b>\$0.00</b>	<b>\$0.00</b>	0.00%
<b>Services</b>										
Audit Fees	\$9,400.00	\$3,600.00	\$12,225.00	\$13,000.00	\$0.00	\$14,000.00		\$1,000.00	\$14,000.00	
Comprehensive Plan	\$0.00	\$0.00	\$0.00	\$10,000.00	\$0.00	\$5,000.00		-\$5,000.00	\$5,000.00	
City Code Codification	\$559.00	\$450.00	\$590.00	\$500.00	\$781.00	\$500.00		\$0.00	\$500.00	
Contracted Services	\$0.00	\$0.00	\$0.00	\$0.00	\$0.00	\$0.00		\$0.00	\$0.00	
Legal Fees	\$50,611.00	\$73,694.00	\$46,932.00	\$60,000.00	\$35,659.00	\$60,000.00		\$0.00	\$60,000.00	
Phone Service - Long Distance	\$176.00	-\$188.00	\$372.00	\$0.00	-\$354.00	\$0.00		\$0.00	\$0.00	
CVB Payments & Expenses	\$25,968.00	\$28,265.00	\$33,658.00	\$33,250.00	\$21,598.00	\$30,400.00		-\$2,850.00	\$30,400.00	
Printing, Publishing & Advertising	\$5,341.00	\$5,308.00	\$10,857.00	\$6,000.00	\$5,487.00	\$6,000.00		\$0.00	\$6,000.00	
Insurance Expense	\$387.00	\$361.00	\$867.00	\$400.00	\$471.00	\$500.00		\$100.00	\$500.00	
Senior Citizens Bldg Expenses	\$566.00	\$514.00	\$478.00	\$500.00	\$286.00	\$500.00		\$0.00	\$500.00	
	<b>\$93,008.00</b>	<b>\$112,004.00</b>	<b>\$105,979.00</b>	<b>\$123,650.00</b>	<b>\$63,928.00</b>	<b>\$116,900.00</b>	<b>\$0.00</b>	<b>-\$6,750.00</b>	<b>\$116,900.00</b>	-5.46%
<b>Maintenance</b>										
Auditorium Lease Payments	\$15,850.00	\$15,850.00	\$15,850.00	\$15,850.00	\$15,850.00	\$15,850.00		\$0.00	\$15,850.00	
Auditorium Maintenance	\$0.00	\$0.00	\$0.00	\$2,500.00	\$0.00	\$2,500.00		\$0.00	\$2,500.00	
Software Annual Fees	\$0.00	\$0.00	\$0.00	\$4,450.00	\$2,478.00	\$4,450.00		\$0.00	\$4,450.00	
Dues and Subscriptions	\$11,866.00	\$12,160.00	\$12,360.00	\$12,250.00	\$7,598.00	\$12,500.00		\$250.00	\$12,500.00	
Hilltop Kitchen Donation	\$4,500.00	\$4,000.00	\$4,000.00	\$4,200.00	\$4,000.00	\$4,000.00		-\$200.00	\$4,000.00	
CCY Program Appropriation	\$2,370.00	\$2,370.00	\$2,441.00	\$3,475.00	\$3,466.00	\$3,945.00		\$470.00	\$3,945.00	
Historical Society Contribution	\$0.00	\$0.00	\$6,000.00	\$2,000.00	\$0.00	\$2,000.00		\$0.00	\$2,000.00	
Railroad Quiet Zone	\$0.00	\$0.00	\$0.00	\$0.00	\$0.00	\$0.00		\$0.00	\$0.00	
Tax Abatement Reimbursements	\$5,576.00	\$6,358.00	\$6,450.00	\$6,500.00	\$7,371.00	\$7,000.00		\$500.00	\$7,000.00	
	<b>\$40,162.00</b>	<b>\$40,738.00</b>	<b>\$47,101.00</b>	<b>\$51,225.00</b>	<b>\$40,763.00</b>	<b>\$52,245.00</b>	<b>\$0.00</b>	<b>\$1,020.00</b>	<b>\$52,245.00</b>	1.99%
	<b>\$133,170.00</b>	<b>\$152,742.00</b>	<b>\$153,080.00</b>	<b>\$174,875.00</b>	<b>\$105,231.00</b>	<b>\$169,145.00</b>	<b>\$0.00</b>	<b>-\$5,730.00</b>	<b>\$169,145.00</b>	-3.28%
<b>MAYOR AND COUNCIL</b>										
<b>Salaries and Benefits</b>										
Salaries Part Time Regular	\$27,800.00	\$27,800.00	\$27,800.00	\$27,800.00	\$18,533.00	\$27,800.00		\$0.00	\$27,800.00	
FICA	\$2,127.00	\$2,127.00	\$2,127.00	\$2,150.00	\$1,418.00	\$2,150.00		\$0.00	\$2,150.00	
Unemployment	\$102.00	\$0.00	\$0.00	\$0.00	\$0.00	\$0.00		\$0.00	\$0.00	
	<b>\$30,029.00</b>	<b>\$29,927.00</b>	<b>\$29,927.00</b>	<b>\$29,950.00</b>	<b>\$19,951.00</b>	<b>\$29,950.00</b>	<b>\$0.00</b>	<b>\$0.00</b>	<b>\$29,950.00</b>	0.00%
<b>Supplies</b>										
Council Technology Expense	\$161.00	\$0.00	\$0.00	\$500.00	\$0.00	\$800.00		\$300.00	\$800.00	
	<b>\$161.00</b>	<b>\$0.00</b>	<b>\$0.00</b>	<b>\$500.00</b>	<b>\$0.00</b>	<b>\$800.00</b>		<b>\$300.00</b>	<b>\$800.00</b>	60.00%
<b>Services</b>										
Schools, Meeting & Travel Exp	\$1,476.00	\$991.00	\$388.00	\$3,000.00	\$0.00	\$3,000.00		\$0.00	\$3,000.00	
Printing, Publishing & Advertising	\$0.00	\$0.00	\$0.00	\$300.00	\$56.00	\$300.00		\$0.00	\$300.00	
Insurance	\$112.00	\$115.00	\$94.00	\$120.00	\$57.00	\$120.00		\$0.00	\$120.00	
	<b>\$1,588.00</b>	<b>\$1,106.00</b>	<b>\$482.00</b>	<b>\$3,420.00</b>	<b>\$113.00</b>	<b>\$3,420.00</b>		<b>\$0.00</b>	<b>\$3,420.00</b>	0.00%
	<b>\$31,778.00</b>	<b>\$31,033.00</b>	<b>\$30,409.00</b>	<b>\$33,870.00</b>	<b>\$20,064.00</b>	<b>\$34,170.00</b>	<b>\$0.00</b>	<b>\$300.00</b>	<b>\$34,170.00</b>	0.89%
<b>CITY ADMINISTRATOR</b>										
<b>Salaries and Benefits</b>										
Salaries Full Time Regular	\$34,951.00	\$29,785.00	\$56,914.00	\$32,650.00	\$38,155.00	\$37,045.00		\$4,395.00	\$37,045.00	
PERA	\$2,621.00	\$2,174.00	\$3,954.00	\$2,450.00	\$2,853.00	\$2,646.00		\$196.00	\$2,646.00	
FICA	\$2,674.00	\$2,285.00	\$3,874.00	\$2,500.00	\$2,707.00	\$2,699.00		\$199.00	\$2,699.00	
Health Insurance	\$3,261.00	\$2,348.00	\$5,889.00	\$5,775.00	\$5,507.00	\$5,772.00		-\$3.00	\$5,772.00	
Life Insurance	\$63.00	\$48.00	\$80.00	\$70.00	\$67.00	\$70.00		\$0.00	\$70.00	
Severance Pay	\$0.00	\$0.00	\$0.00	\$0.00	\$0.00	\$0.00		\$0.00	\$0.00	
	<b>\$43,570.00</b>	<b>\$36,640.00</b>	<b>\$70,711.00</b>	<b>\$43,445.00</b>	<b>\$49,289.00</b>	<b>\$48,232.00</b>	<b>\$0.00</b>	<b>\$4,787.00</b>	<b>\$48,232.00</b>	11.02%
<b>Services</b>										
Schools, Meeting & Travel Exp	\$754.00	-\$13.00	\$1,214.00	\$2,500.00	\$205.00	\$2,500.00		\$0.00	\$2,500.00	
Insurance	\$473.00	\$498.00	\$306.00	\$650.00	\$730.00	\$650.00		\$0.00	\$650.00	
	<b>\$1,227.00</b>	<b>\$485.00</b>	<b>\$1,520.00</b>	<b>\$3,150.00</b>	<b>\$935.00</b>	<b>\$3,150.00</b>	<b>\$0.00</b>	<b>\$0.00</b>	<b>\$3,150.00</b>	0.00%
<b>Maintenance</b>										
Clothing Allowance	\$347.00	\$0.00	\$350.00	\$350.00	\$0.00	\$350.00		\$0.00	\$350.00	
Dues and Subscriptions	\$1,234.00	\$0.00	\$353.00	\$1,300.00	\$0.00	\$1,300.00		\$0.00	\$1,300.00	
	<b>\$1,581.00</b>	<b>\$0.00</b>	<b>\$703.00</b>	<b>\$1,650.00</b>	<b>\$0.00</b>	<b>\$1,650.00</b>	<b>\$0.00</b>	<b>\$0.00</b>	<b>\$1,650.00</b>	0.00%
	<b>\$46,378.00</b>	<b>\$37,125.00</b>	<b>\$72,934.00</b>	<b>\$48,245.00</b>	<b>\$50,224.00</b>	<b>\$53,032.00</b>	<b>\$0.00</b>	<b>\$4,787.00</b>	<b>\$53,032.00</b>	9.92%
<b>ELECTIONS</b>										
<b>Salaries and Benefits</b>										
Election Workers	\$8,550.00	\$0.00	\$5,053.00	\$4,500.00	\$38.00	\$5,500.00		\$1,000.00	\$5,500.00	
	<b>\$8,550.00</b>	<b>\$0.00</b>	<b>\$5,053.00</b>	<b>\$4,500.00</b>	<b>\$38.00</b>	<b>\$5,500.00</b>	<b>\$0.00</b>	<b>\$1,000.00</b>	<b>\$5,500.00</b>	22.22%
<b>Supplies</b>										
Office Solutions	\$449.00	\$0.00	\$142.00	\$250.00	\$0.00	\$250.00		\$0.00	\$250.00	
Election Equipment	\$1,494.00	\$0.00	\$786.00	\$750.00	\$0.00	\$750.00		\$0.00	\$750.00	
	<b>\$1,943.00</b>	<b>\$0.00</b>	<b>\$928.00</b>	<b>\$1,000.00</b>	<b>\$0.00</b>	<b>\$1,000.00</b>	<b>\$0.00</b>	<b>\$0.00</b>	<b>\$1,000.00</b>	0.00%
<b>Services</b>										
Maslowski Facility Rental	\$0.00	\$0.00	\$1,700.00	\$0.00	\$0.00	\$2,000.00		\$2,000.00	\$2,000.00	
	<b>\$0.00</b>	<b>\$0.00</b>	<b>\$1,700.00</b>	<b>\$0.00</b>	<b>\$0.00</b>	<b>\$2,000.00</b>	<b>\$0.00</b>	<b>\$2,000.00</b>	<b>\$2,000.00</b>	#DIV/0!
	<b>\$10,493.00</b>	<b>\$0.00</b>	<b>\$7,681.00</b>	<b>\$5,500.00</b>	<b>\$38.00</b>	<b>\$8,500.00</b>	<b>\$0.00</b>	<b>\$3,000.00</b>	<b>\$8,500.00</b>	54.55%
<b>ACCOUNTING</b>										
<b>Salaries and Benefits</b>										
Salaries Full Time Regular	\$91,578.00	\$94,971.00	\$96,430.00	\$103,350.00	\$58,538.00	\$92,251.00		-\$11,099.00	\$92,251.00	
Salaries Full Time Overtime	\$600.00	\$499.00	\$810.00	\$750.00	\$24.00	\$750.00		\$0.00	\$750.00	
Part Time Wages	\$0.00	\$0.00	\$0.00	\$0.00	\$0.00	\$0.00		\$0.00	\$0.00	
PERA	\$6,877.00	\$7,095.00	\$7,194.00	\$7,800.00	\$4,352.00	\$6,590.00		-\$1,210.00	\$6,590.00	
FICA	\$6,051.00	\$5,843.00	\$5,669.00	\$7,975.00	\$3,723.00	\$6,721.00		-\$1,254.00	\$6,721.00	
Health Insurance	\$24,951.00	\$24,566.00	\$23,696.00	\$18,475.00	\$14,252.00	\$25,103.00		\$6,628.00	\$25,103.00	
Life Insurance	\$284.00	\$276.00	\$264.00	\$300.00	\$156.00	\$300.00		\$0.00	\$300.00	
Severance Pay	\$0.00	\$0.00	\$1,032.00	\$0.00	\$0.00	\$0.00		\$0.00	\$0.00	
	<b>\$130,341.00</b>	<b>\$133,250.00</b>	<b>\$135,095.00</b>	<b>\$138,650.00</b>	<b>\$81,045.00</b>	<b>\$131,715.00</b>	<b>\$0.00</b>	<b>-\$6,935.00</b>	<b>\$131,715.00</b>	-5.00%
<b>Services</b>										
Schools, Meeting & Travel Exp	\$17.00	\$502.00	\$417.00	\$1,000.00	\$152.00	\$1,000.00		\$0.00	\$1,000.00	

**CITY OF WADENA  
2024 GENERAL FUND  
PROPOSED BUDGET EXPENDITURES**

Account Description	2020 Actual	2021 Actual	2022 Actual	2023 Budget	2023 Amount as of 8/31/23	2024 Proposed Budget	Mtg/Work Session Revisions	Proposed Difference 2023-2024	2024 Budget	% Change in Budget
Insurance	\$408.00	\$452.00	\$422.00	\$500.00	\$330.00	\$500.00		\$0.00	\$500.00	
	<b>\$425.00</b>	<b>\$954.00</b>	<b>\$839.00</b>	<b>\$1,500.00</b>	<b>\$482.00</b>	<b>\$1,500.00</b>	<b>\$0.00</b>	<b>\$0.00</b>	<b>\$1,500.00</b>	0.00%
<b>Maintenance</b>										
Clothing Allowance	\$260.00	\$350.00	\$200.00	\$350.00	\$156.00	\$350.00		\$0.00	\$350.00	
Dues and Subscriptions	\$70.00	\$230.00	\$70.00	\$300.00	\$230.00	\$300.00		\$0.00	\$300.00	
	<b>\$330.00</b>	<b>\$580.00</b>	<b>\$270.00</b>	<b>\$650.00</b>	<b>\$386.00</b>	<b>\$650.00</b>	<b>\$0.00</b>	<b>\$0.00</b>	<b>\$650.00</b>	0.00%
	<b>\$131,096.00</b>	<b>\$134,784.00</b>	<b>\$136,204.00</b>	<b>\$140,800.00</b>	<b>\$81,913.00</b>	<b>\$133,865.00</b>	<b>\$0.00</b>	<b>-\$6,935.00</b>	<b>\$133,865.00</b>	-4.93%
<b>PLANNING &amp; ZONING</b>										
<b>Salaries and Benefits</b>										
Salaries Full Time Regular	\$64,779.00	\$66,993.00	\$67,364.00	\$64,915.00	\$47,904.00	\$68,155.00		\$3,240.00	\$68,155.00	
Salaries Part Time Regular	\$0.00	\$0.00	\$0.00	\$0.00	\$0.00	\$0.00		\$0.00	\$0.00	
Contracted Services-Auto Cad	\$0.00	\$0.00	\$0.00	\$0.00	\$0.00	\$0.00		\$0.00	\$0.00	
PERA	\$4,832.00	\$4,999.00	\$5,032.00	\$4,975.00	\$3,562.00	\$4,994.00		\$19.00	\$4,994.00	
FICA	\$4,713.00	\$4,881.00	\$4,914.00	\$4,875.00	\$3,486.00	\$5,094.00		\$219.00	\$5,094.00	
Health Insurance	\$10,299.00	\$10,604.00	\$12,108.00	\$10,000.00	\$7,374.00	\$10,000.00		\$0.00	\$10,000.00	
Life Insurance	\$199.00	\$201.00	\$202.00	\$225.00	\$133.00	\$200.00		-\$25.00	\$200.00	
Severance Pay	\$0.00	\$0.00	\$0.00	\$0.00	\$0.00	\$0.00		\$0.00	\$0.00	
	<b>\$84,822.00</b>	<b>\$87,678.00</b>	<b>\$89,620.00</b>	<b>\$84,990.00</b>	<b>\$62,459.00</b>	<b>\$88,443.00</b>	<b>\$0.00</b>	<b>\$3,453.00</b>	<b>\$88,443.00</b>	4.06%
<b>Supplies</b>										
Office Supplies	\$2,517.00	\$2,657.00	\$3,018.00	\$5,000.00	\$2,533.00	\$3,500.00		-\$1,500.00	\$3,500.00	
Repair & Maintenance Supplies	\$0.00	\$0.00	\$16.00	\$100.00	\$0.00	\$100.00		\$0.00	\$100.00	
Additional Mapping Purchases	\$1,612.00	\$1,560.00	\$1,560.00	\$1,600.00	\$1,560.00	\$1,600.00		\$0.00	\$1,600.00	
	<b>\$4,129.00</b>	<b>\$4,217.00</b>	<b>\$4,594.00</b>	<b>\$6,700.00</b>	<b>\$4,093.00</b>	<b>\$5,200.00</b>	<b>\$0.00</b>	<b>-\$1,500.00</b>	<b>\$5,200.00</b>	-22.39%
<b>Services</b>										
Telephone	\$822.00	\$746.00	\$887.00	\$850.00	\$551.00	\$900.00		\$50.00	\$900.00	
Postage	\$0.00	\$0.00	\$0.00	\$150.00	\$72.00	\$150.00		\$0.00	\$150.00	
Schools, Meeting & Travel Exp	\$0.00	\$57.00	\$74.00	\$500.00	\$0.00	\$500.00		\$0.00	\$500.00	
Printing, Publishing & Advertising	\$0.00	\$0.00	\$254.00	\$350.00	\$150.00	\$300.00		-\$50.00	\$300.00	
Insurance	\$5,530.00	\$5,085.00	\$4,711.00	\$5,600.00	\$3,464.00	\$5,000.00		-\$600.00	\$5,000.00	
	<b>\$6,352.00</b>	<b>\$5,888.00</b>	<b>\$5,926.00</b>	<b>\$7,450.00</b>	<b>\$4,237.00</b>	<b>\$6,850.00</b>	<b>\$0.00</b>	<b>-\$600.00</b>	<b>\$6,850.00</b>	-8.05%
<b>Maintenance</b>										
Equipment Repair & Maintenance	\$0.00	\$0.00	-\$49.00	\$1,500.00	\$0.00	\$500.00		-\$1,000.00	\$500.00	
Plotter Lease	\$4,420.00	\$4,420.00	\$3,692.00	\$0.00	\$0.00	\$0.00		\$0.00	\$0.00	
Clothing Allowance	\$72.00	\$0.00	\$0.00	\$350.00	\$45.00	\$350.00		\$0.00	\$350.00	
	<b>\$4,492.00</b>	<b>\$4,420.00</b>	<b>\$3,643.00</b>	<b>\$1,850.00</b>	<b>\$45.00</b>	<b>\$850.00</b>	<b>\$0.00</b>	<b>-\$1,000.00</b>	<b>\$850.00</b>	-54.05%
	<b>\$99,795.00</b>	<b>\$102,203.00</b>	<b>\$103,783.00</b>	<b>\$100,990.00</b>	<b>\$70,834.00</b>	<b>\$101,343.00</b>	<b>\$0.00</b>	<b>\$353.00</b>	<b>\$101,343.00</b>	0.35%
<b>CITY HALL MAINTENANCE</b>										
<b>Salaries and Benefits</b>										
Salaries Full Time Regular	\$11,566.00	\$13,744.00	\$13,744.00	\$12,200.00	\$9,955.00	\$12,809.00		\$609.00	\$12,809.00	
Full Time Overtime	\$0.00	\$0.00	\$172.00	\$0.00	\$0.00	\$0.00		\$0.00	\$0.00	
PERA	\$861.00	\$1,020.00	\$1,034.00	\$915.00	\$738.00	\$915.00		\$0.00	\$915.00	
FICA	\$707.00	\$854.00	\$1,014.00	\$950.00	\$735.00	\$933.00		-\$17.00	\$933.00	
Health Insurance	\$3,209.00	\$3,609.00	\$3,100.00	\$2,815.00	\$1,961.00	\$2,273.00		-\$542.00	\$2,273.00	
Life Insurance	\$45.00	\$46.00	\$54.00	\$50.00	\$35.00	\$50.00		\$0.00	\$50.00	
	<b>\$16,388.00</b>	<b>\$19,273.00</b>	<b>\$19,118.00</b>	<b>\$16,930.00</b>	<b>\$13,424.00</b>	<b>\$16,980.00</b>	<b>\$0.00</b>	<b>\$50.00</b>	<b>\$16,980.00</b>	0.30%
<b>Supplies</b>										
Office Supplies/Copier Lease	\$3,000.00	\$10,830.00	\$3,681.00	\$6,000.00	\$4,305.00	\$6,000.00		\$0.00	\$6,000.00	
Cleaning Supplies	\$2,176.00	\$2,126.00	\$2,806.00	\$2,500.00	\$2,976.00	\$2,500.00		\$0.00	\$2,500.00	
Pop Purchases	\$339.00	\$114.00	\$119.00	\$400.00	\$104.00	\$400.00		\$0.00	\$400.00	
	<b>\$5,515.00</b>	<b>\$13,070.00</b>	<b>\$6,606.00</b>	<b>\$8,900.00</b>	<b>\$7,385.00</b>	<b>\$8,900.00</b>	<b>\$0.00</b>	<b>\$0.00</b>	<b>\$8,900.00</b>	0.00%
<b>Services</b>										
Insurance	\$1,596.00	\$1,768.00	\$1,533.00	\$1,600.00	\$1,131.00	\$1,600.00		\$0.00	\$1,600.00	
	<b>\$1,596.00</b>	<b>\$1,768.00</b>	<b>\$1,533.00</b>	<b>\$1,600.00</b>	<b>\$1,131.00</b>	<b>\$1,600.00</b>	<b>\$0.00</b>	<b>\$0.00</b>	<b>\$1,600.00</b>	0.00%
<b>Maintenance</b>										
Equipment Maintenance & Expense	\$366.00	\$487.00	\$1,421.00	\$750.00	\$291.00	\$750.00		\$0.00	\$750.00	
Building Maintenance	\$50,024.00	\$18,468.00	\$1,039.00	\$5,000.00	\$143.00	\$5,000.00		\$0.00	\$5,000.00	
Clothing Allowance	\$300.00	\$250.00	\$367.00	\$350.00	\$270.00	\$350.00		\$0.00	\$350.00	
	<b>\$50,690.00</b>	<b>\$19,205.00</b>	<b>\$2,827.00</b>	<b>\$6,100.00</b>	<b>\$704.00</b>	<b>\$6,100.00</b>	<b>\$0.00</b>	<b>\$0.00</b>	<b>\$6,100.00</b>	0.00%
	<b>\$74,189.00</b>	<b>\$53,316.00</b>	<b>\$30,084.00</b>	<b>\$33,530.00</b>	<b>\$22,644.00</b>	<b>\$33,580.00</b>	<b>\$0.00</b>	<b>\$50.00</b>	<b>\$33,580.00</b>	0.15%
<b>POLICE DEPARTMENT</b>										
<b>Salaries and Benefits</b>										
Salaries Full Time Regular	\$638,298.00	\$659,310.00	\$693,740.00	\$699,150.00	\$505,752.00	\$801,086.00		\$101,936.00	\$801,086.00	
Salaries Full Time Overtime	\$17,662.00	\$27,389.00	\$19,796.00	\$15,000.00	\$16,928.00	\$15,000.00		\$0.00	\$15,000.00	
Salaries Part Time Regular	\$16,139.00	\$26,615.00	\$5,293.00	\$25,000.00	\$13,316.00	\$10,000.00		-\$15,000.00	\$10,000.00	
Contracted Services	\$0.00	\$0.00	\$0.00	\$0.00	\$0.00	\$0.00		\$0.00	\$0.00	
PERA	\$110,294.00	\$114,975.00	\$119,954.00	\$117,575.00	\$90,102.00	\$133,250.00		\$15,675.00	\$133,250.00	
FICA	\$13,527.00	\$14,894.00	\$13,926.00	\$13,900.00	\$10,568.00	\$15,203.00		\$1,303.00	\$15,203.00	
Health Insurance	\$116,937.00	\$114,743.00	\$118,552.00	\$116,050.00	\$81,614.00	\$131,240.00		\$15,190.00	\$131,240.00	
Life Insurance	\$1,570.00	\$1,555.00	\$1,553.00	\$1,730.00	\$1,060.00	\$1,710.00		-\$20.00	\$1,710.00	
Unemployment/Severance Pay	\$0.00	\$3,567.00	\$0.00	\$0.00	\$0.00	\$0.00		\$0.00	\$0.00	
	<b>\$914,427.00</b>	<b>\$963,048.00</b>	<b>\$972,814.00</b>	<b>\$988,405.00</b>	<b>\$719,340.00</b>	<b>\$1,107,489.00</b>	<b>\$0.00</b>	<b>\$119,084.00</b>	<b>\$1,107,489.00</b>	12.05%
<b>Supplies</b>										
Office Supplies	\$2,732.00	\$2,391.00	\$3,122.00	\$4,100.00	\$2,246.00	\$4,100.00		\$0.00	\$4,100.00	
Computer Support Expense	\$21,785.00	\$21,181.00	\$25,099.00	\$25,300.00	\$13,263.00	\$23,500.00		-\$1,800.00	\$23,500.00	
Police Equipment	\$10,579.00	\$4,370.00	\$5,796.00	\$7,400.00	\$3,346.00	\$12,500.00	-\$4,000.00	\$1,100.00	\$8,500.00	
General Supplies	\$1,840.00	\$1,066.00	\$2,574.00	\$3,000.00	\$5,821.00	\$3,000.00		\$0.00	\$3,000.00	
Motor Fuels & Lubricants	\$12,439.00	\$20,018.00	\$22,592.00	\$25,000.00	\$13,599.00	\$25,000.00		\$0.00	\$25,000.00	
Repair & Maintenance Supplies	\$2,514.00	\$1,764.00	\$3,677.00	\$2,500.00	\$1,469.00	\$2,500.00		\$0.00	\$2,500.00	
	<b>\$51,889.00</b>	<b>\$50,790.00</b>	<b>\$62,860.00</b>	<b>\$67,300.00</b>	<b>\$39,744.00</b>	<b>\$70,600.00</b>	<b>-\$4,000.00</b>	<b>-\$700.00</b>	<b>\$66,600.00</b>	-1.04%
<b>Services</b>										
Crime Prevention Programs	\$1,620.00	\$608.00	\$222.00	\$1,000.00	\$22.00	\$1,000.00		\$0.00	\$1,000.00	
Emergency Management Expenses	\$2,205.00	\$0.00	\$371.00	\$500.00	\$545.00	\$2,000.00		\$1,500.00	\$2,000.00	
Telephone	\$3,944.00	\$2,338.00	\$2,413.00	\$3,000.00	\$1,480.00	\$2,500.00		-\$500.00	\$2,500.00	
Postage	\$76.00	\$136.00	\$266.00	\$500.00	\$660.00	\$500.00		\$0.00	\$500.00	
Schools, Meeting & Travel Exp	\$6,913.00	\$9,416.00	\$4,422.00	\$15,000.00	\$5,041.00	\$20,000.00	-\$5,000.00	\$0.00	\$15,000.00	
Lexipol	\$0.00	\$0.00	\$0.00	\$0.00	\$0.00	\$0.00	\$5,000.00	\$5,000.00	\$5,000.00	

**CITY OF WADENA  
2024 GENERAL FUND  
PROPOSED BUDGET EXPENDITURES**

Account Description	2020 Actual	2021 Actual	2022 Actual	2023 Budget	2023 Amount as of 8/31/23	2024 Proposed Budget	Mtg/Work Session Revisions	Proposed Difference 2023-2024	2024 Budget	% Change in Budget
<b>Printing, Publishing &amp; Advertising</b>	\$1,251.00	\$1,142.00	\$1,177.00	\$2,000.00	\$980.00	\$2,000.00		\$0.00	\$2,000.00	
<b>Insurance</b>	\$59,076.00	\$60,765.00	\$63,604.00	\$60,000.00	\$49,681.00	\$60,000.00		\$0.00	\$60,000.00	
<b>Utilities</b>	\$10,365.00	\$4,990.00	\$5,705.00	\$7,000.00	\$3,548.00	\$7,000.00		\$0.00	\$7,000.00	
	<b>\$85,450.00</b>	<b>\$79,395.00</b>	<b>\$78,180.00</b>	<b>\$89,000.00</b>	<b>\$61,957.00</b>	<b>\$95,000.00</b>	<b>\$0.00</b>	<b>\$6,000.00</b>	<b>\$95,000.00</b>	6.74%
<b>Maintenance</b>										
Vehicle Repair & Maintenance	\$15,777.00	\$11,715.00	\$4,398.00	\$10,000.00	\$10,359.00	\$10,000.00		\$0.00	\$10,000.00	
Building Maintenance	\$317.00	\$302.00	\$246.00	\$1,000.00	\$266.00	\$2,000.00		\$1,000.00	\$2,000.00	
Dog Pound Expenses	\$0.00	\$585.00	\$1,286.00	\$1,000.00	\$0.00	\$1,500.00		\$500.00	\$1,500.00	
Clothing Allowance	\$4,589.00	\$6,392.00	\$6,861.00	\$8,000.00	\$4,949.00	\$8,800.00		\$800.00	\$8,800.00	
Dues and Subscriptions	\$2,062.00	\$3,656.00	\$3,070.00	\$6,100.00	\$3,279.00	\$6,200.00		\$100.00	\$6,200.00	
Investigation Supplies	\$1,209.00	\$137.00	\$98.00	\$1,000.00	\$325.00	\$1,000.00		\$0.00	\$1,000.00	
	<b>\$23,954.00</b>	<b>\$22,787.00</b>	<b>\$15,959.00</b>	<b>\$27,100.00</b>	<b>\$19,178.00</b>	<b>\$29,500.00</b>	<b>\$0.00</b>	<b>\$2,400.00</b>	<b>\$29,500.00</b>	8.86%
	<b>\$1,075,720.00</b>	<b>\$1,116,020.00</b>	<b>\$1,129,813.00</b>	<b>\$1,171,805.00</b>	<b>\$840,219.00</b>	<b>\$1,302,589.00</b>	<b>-\$4,000.00</b>	<b>\$126,784.00</b>	<b>\$1,298,589.00</b>	10.82%
<b>POLICE OTHER FUNDS</b>										
<b>Maintenance</b>										
DARE Expenses	\$1,354.00	\$1,220.00	\$1,467.00	\$1,500.00	\$1,562.00	\$1,500.00		\$0.00	\$1,500.00	
Drug & Forfeiture Expenses	\$6,759.00	\$0.00	\$948.00	\$5,000.00	\$1,976.00	\$5,000.00		\$0.00	\$5,000.00	
Red Flag/Green Flag Expenses	\$2,000.00	\$1,000.00	\$1,371.00	\$250.00	\$2,093.00	\$250.00		\$0.00	\$250.00	
	<b>\$10,113.00</b>	<b>\$2,220.00</b>	<b>\$3,786.00</b>	<b>\$6,750.00</b>	<b>\$5,631.00</b>	<b>\$6,750.00</b>	<b>\$0.00</b>	<b>\$0.00</b>	<b>\$6,750.00</b>	0.00%
	<b>\$10,113.00</b>	<b>\$2,220.00</b>	<b>\$3,786.00</b>	<b>\$6,750.00</b>	<b>\$5,631.00</b>	<b>\$6,750.00</b>	<b>\$0.00</b>	<b>\$0.00</b>	<b>\$6,750.00</b>	0.00%
<b>FIRE DEPARTMENT</b>										
<b>Salaries and Benefits</b>										
Salaries Full Time Regular	\$2,361.00	\$3,113.00	\$7,421.00	\$4,600.00	\$2,712.00	\$4,830.00		\$230.00	\$4,830.00	
Salaries Full Time Overtime	\$0.00	\$0.00	\$567.00	\$400.00	\$0.00	\$880.00		\$480.00	\$880.00	
Salaries Part Time Regular	\$57,339.00	\$76,445.00	\$59,612.00	\$62,500.00	\$44,641.00	\$68,750.00	-\$4,687.00	\$1,563.00	\$64,063.00	
PERA	\$176.00	\$235.00	\$567.00	\$530.00	\$202.00	\$411.00		-\$119.00	\$411.00	
FICA and/or Medicare	\$1,292.00	\$2,861.00	-\$182.00	\$1,700.00	\$830.00	\$1,416.00		-\$284.00	\$1,416.00	
Fire Relief Association	\$32,209.00	\$33,709.00	\$5,000.00	\$32,000.00	\$35,205.00	\$35,000.00		\$3,000.00	\$35,000.00	
Health Insurance	\$651.00	\$764.00	\$1,843.00	\$575.00	\$807.00	\$575.00		\$0.00	\$575.00	
Life Insurance	\$9.00	\$11.00	\$15.00	\$25.00	\$11.00	\$25.00		\$0.00	\$25.00	
	<b>\$94,037.00</b>	<b>\$117,138.00</b>	<b>\$74,843.00</b>	<b>\$102,330.00</b>	<b>\$84,408.00</b>	<b>\$111,887.00</b>	<b>-\$4,687.00</b>	<b>\$4,870.00</b>	<b>\$107,200.00</b>	4.76%
<b>Supplies</b>										
Office Supplies	\$1,136.00	\$1,231.00	\$1,451.00	\$1,600.00	\$634.00	\$1,600.00		\$0.00	\$1,600.00	
Firefighting Supplies & Equip	\$10,276.00	\$25,136.00	\$9,693.00	\$11,000.00	\$19,272.00	\$11,000.00		\$0.00	\$11,000.00	
General Supplies	\$798.00	\$5,969.00	\$1,875.00	\$2,200.00	\$662.00	\$2,200.00		\$0.00	\$2,200.00	
Motor Fuels & Lubricants	\$1,725.00	\$3,671.00	\$4,065.00	\$3,300.00	\$2,172.00	\$3,300.00		\$0.00	\$3,300.00	
	<b>\$13,935.00</b>	<b>\$36,007.00</b>	<b>\$17,084.00</b>	<b>\$18,100.00</b>	<b>\$22,740.00</b>	<b>\$18,100.00</b>	<b>\$0.00</b>	<b>\$0.00</b>	<b>\$18,100.00</b>	0.00%
<b>Services</b>										
Telephone	\$1,382.00	\$1,304.00	\$2,571.00	\$2,400.00	\$1,604.00	\$2,400.00		\$0.00	\$2,400.00	
Postage	\$11.00	\$0.00	\$0.00	\$25.00	\$3.00	\$25.00		\$0.00	\$25.00	
Schools, Meeting & Travel Exp	\$3,414.00	\$7,039.00	\$12,792.00	\$6,000.00	-\$5,201.00	\$6,000.00		\$0.00	\$6,000.00	
Printing, Publishing & Advertising	\$0.00	\$38.00	\$0.00	\$100.00	\$0.00	\$100.00		\$0.00	\$100.00	
Insurance	\$15,839.00	\$16,596.00	\$13,847.00	\$12,000.00	\$9,370.00	\$12,000.00		\$0.00	\$12,000.00	
Utilities	\$11,147.00	\$11,459.00	\$14,827.00	\$13,900.00	\$8,317.00	\$13,900.00		\$0.00	\$13,900.00	
	<b>\$31,793.00</b>	<b>\$36,436.00</b>	<b>\$44,037.00</b>	<b>\$34,425.00</b>	<b>\$14,093.00</b>	<b>\$34,425.00</b>	<b>\$0.00</b>	<b>\$0.00</b>	<b>\$34,425.00</b>	0.00%
<b>Maintenance</b>										
Equipment Repair & Maintenance	\$14,420.00	\$6,664.00	\$7,151.00	\$14,750.00	\$1,446.00	\$14,750.00		\$0.00	\$14,750.00	
Firehall Building Maintenance	\$12,730.00	\$11,367.00	\$3,958.00	\$7,000.00	\$2,839.00	\$7,000.00		\$0.00	\$7,000.00	
Mutual Aid Run Fees	\$0.00	\$0.00	\$916.00	\$0.00	\$0.00	\$1,000.00		\$1,000.00	\$1,000.00	
Firefighter Physicals	\$1,202.00	\$2,527.00	\$2,619.00	\$3,100.00	\$393.00	\$3,100.00		\$0.00	\$3,100.00	
Dues and Subscriptions	\$415.00	\$365.00	\$595.00	\$775.00	\$303.00	\$800.00		\$25.00	\$800.00	
	<b>\$28,767.00</b>	<b>\$20,923.00</b>	<b>\$15,239.00</b>	<b>\$25,625.00</b>	<b>\$4,981.00</b>	<b>\$26,650.00</b>	<b>\$0.00</b>	<b>\$1,025.00</b>	<b>\$26,650.00</b>	4.00%
	<b>\$168,532.00</b>	<b>\$210,504.00</b>	<b>\$151,203.00</b>	<b>\$180,480.00</b>	<b>\$126,222.00</b>	<b>\$191,062.00</b>	<b>-\$4,687.00</b>	<b>\$5,895.00</b>	<b>\$186,375.00</b>	3.27%
<b>GENERAL ROADWAY MAINTENANCE</b>										
<b>Salaries and Benefits</b>										
Salaries Full Time Regular	\$103,085.00	\$79,057.00	\$68,783.00	\$93,375.00	\$48,083.00	\$98,044.00		\$4,669.00	\$98,044.00	
Salaries Full Time Overtime	\$426.00	\$163.00	\$873.00	\$550.00	\$190.00	\$550.00		\$0.00	\$550.00	
Salaries Part Time Regular	\$0.00	\$0.00	\$19.00	\$0.00	\$0.00	\$0.00		\$0.00	\$0.00	
PERA	\$7,749.00	\$5,939.00	\$5,268.00	\$7,050.00	\$3,632.00	\$7,050.00		\$0.00	\$7,050.00	
FICA	\$7,536.00	\$5,590.00	\$4,793.00	\$7,190.00	\$3,337.00	\$7,190.00		\$0.00	\$7,190.00	
Health Insurance	\$16,180.00	\$14,850.00	\$14,999.00	\$16,550.00	\$7,952.00	\$19,973.00		\$3,423.00	\$19,973.00	
Life Insurance	\$229.00	\$141.00	\$149.00	\$200.00	\$101.00	\$200.00		\$0.00	\$200.00	
Unemployment/Severance Pay	\$485.00	\$0.00	\$0.00	\$0.00	\$0.00	\$0.00		\$0.00	\$0.00	
	<b>\$135,690.00</b>	<b>\$105,740.00</b>	<b>\$94,884.00</b>	<b>\$124,915.00</b>	<b>\$63,295.00</b>	<b>\$133,007.00</b>	<b>\$0.00</b>	<b>\$8,092.00</b>	<b>\$133,007.00</b>	6.48%
<b>Supplies</b>										
Office Supplies	\$2,095.00	\$1,998.00	\$1,334.00	\$1,650.00	\$1,200.00	\$1,650.00		\$0.00	\$1,650.00	
General Supplies	\$1,675.00	\$1,480.00	\$1,754.00	\$1,325.00	\$1,729.00	\$1,600.00		\$275.00	\$1,600.00	
Motor Fuels & Lubricants	\$2,684.00	\$2,575.00	\$4,526.00	\$4,800.00	\$2,542.00	\$4,800.00		\$0.00	\$4,800.00	
Safety Expenses	\$3,443.00	\$5,739.00	\$4,284.00	\$3,500.00	\$4,073.00	\$3,500.00		\$0.00	\$3,500.00	
Sidewalk Repairs	\$0.00	\$975.00	\$2,644.00	\$3,300.00	\$0.00	\$3,300.00		\$0.00	\$3,300.00	
Sidewalk/9th & 10th Sts & Hwy 29	\$0.00	\$416.00	\$0.00	\$0.00	\$0.00	\$0.00		\$0.00	\$0.00	
	<b>\$9,897.00</b>	<b>\$13,183.00</b>	<b>\$14,542.00</b>	<b>\$14,575.00</b>	<b>\$9,544.00</b>	<b>\$14,850.00</b>	<b>\$0.00</b>	<b>\$275.00</b>	<b>\$14,850.00</b>	1.89%
<b>Services</b>										
Sanitation (Shade Tree)	\$5,436.00	\$2,890.00	\$1,430.00	\$4,800.00	\$2,423.00	\$4,000.00		-\$800.00	\$4,000.00	
Cell Phone Reimb	\$0.00	\$751.00	\$1,170.00	\$1,800.00	\$844.00	\$1,800.00		\$0.00	\$1,800.00	
Travel/Meeting/School Expense	\$735.00	\$150.00	\$150.00	\$875.00	\$0.00	\$880.00		\$5.00	\$880.00	
Printing, Publishing & Advertising	\$0.00	\$643.00	\$0.00	\$225.00	\$0.00	\$220.00		-\$5.00	\$220.00	
Insurance	\$33,008.00	\$37,571.00	\$26,386.00	\$30,000.00	\$15,114.00	\$30,000.00		\$0.00	\$30,000.00	
	<b>\$39,179.00</b>	<b>\$42,005.00</b>	<b>\$29,136.00</b>	<b>\$37,700.00</b>	<b>\$18,381.00</b>	<b>\$36,900.00</b>	<b>\$0.00</b>	<b>-\$800.00</b>	<b>\$36,900.00</b>	-2.12%
<b>Maintenance</b>										
Equipment Repair & Maintenance	\$13,534.00	\$2,405.00	\$8,047.00	\$4,400.00	\$752.00	\$4,400.00		\$0.00	\$4,400.00	
Uniforms	\$2,100.00	\$2,718.00	\$2,740.00	\$2,975.00	\$933.00	\$2,975.00		\$0.00	\$2,975.00	
Dues and Subscriptions	\$0.00	\$24.00	\$48.00	\$225.00	\$0.00	\$225.00		\$0.00	\$225.00	
	<b>\$15,634.00</b>	<b>\$5,147.00</b>	<b>\$10,835.00</b>	<b>\$7,600.00</b>	<b>\$1,685.00</b>	<b>\$7,600.00</b>	<b>\$0.00</b>	<b>\$0.00</b>	<b>\$7,600.00</b>	0.00%
	<b>\$200,400.00</b>	<b>\$166,075.00</b>	<b>\$149,397.00</b>	<b>\$184,790.00</b>	<b>\$92,905.00</b>	<b>\$192,357.00</b>	<b>\$0.00</b>	<b>\$7,567.00</b>	<b>\$192,357.00</b>	4.09%
<b>STREET SHOP MAINTENANCE</b>										

**CITY OF WADENA  
2024 GENERAL FUND  
PROPOSED BUDGET EXPENDITURES**

Account Description	2020 Actual	2021 Actual	2022 Actual	2023 Budget	2023 Amount as of 8/31/23	2024 Proposed Budget	Mtg/Work Session Revisions	Proposed Difference 2023-2024	2024 Budget	% Change in Budget
<b>Salaries and Benefits</b>										
Salaries Full Time Regular	\$9,769.00	\$14,043.00	\$17,059.00	\$12,730.00	\$7,097.00	\$13,367.00		\$637.00	\$13,367.00	
Salaries Full Time Overtime	\$0.00	\$0.00	\$23.00	\$0.00	\$0.00	\$0.00		\$0.00	\$0.00	
Salaries Part Time Regular	\$0.00	\$0.00	\$0.00	\$0.00	\$0.00	\$0.00		\$0.00	\$0.00	
PERA	\$729.00	\$1,058.00	\$1,349.00	\$950.00	\$572.00	\$950.00		\$0.00	\$950.00	
FICA	\$636.00	\$973.00	\$1,280.00	\$975.00	\$532.00	\$975.00		\$0.00	\$975.00	
Health Insurance	\$2,453.00	\$3,048.00	\$4,447.00	\$2,250.00	\$2,078.00	\$2,723.00		\$473.00	\$2,723.00	
Life Insurance	\$33.00	\$40.00	\$48.00	\$60.00	\$16.00	\$60.00		\$0.00	\$60.00	
	<b>\$13,620.00</b>	<b>\$19,162.00</b>	<b>\$24,206.00</b>	<b>\$16,965.00</b>	<b>\$10,295.00</b>	<b>\$18,075.00</b>	<b>\$0.00</b>	<b>\$1,110.00</b>	<b>\$18,075.00</b>	6.54%
<b>Supplies</b>										
Office Supplies	\$1,873.00	\$1,046.00	\$1,605.00	\$550.00	\$786.00	\$1,000.00		\$450.00	\$1,000.00	
General Supplies	\$1,133.00	\$2,151.00	\$808.00	\$1,750.00	\$1,222.00	\$1,500.00		-\$250.00	\$1,500.00	
Fuel Charges	\$2.00	\$0.00	\$1.00	\$0.00	\$0.00	\$0.00		\$0.00	\$0.00	
Repair & Maintenance Supplies	\$4,485.00	\$7,688.00	\$12,913.00	\$4,125.00	\$7,710.00	\$5,800.00		\$1,675.00	\$5,800.00	
	<b>\$7,493.00</b>	<b>\$10,885.00</b>	<b>\$15,327.00</b>	<b>\$6,425.00</b>	<b>\$9,718.00</b>	<b>\$8,300.00</b>	<b>\$0.00</b>	<b>\$1,875.00</b>	<b>\$8,300.00</b>	29.18%
<b>Services</b>										
Telephone	\$2,727.00	\$1,864.00	\$2,566.00	\$2,000.00	\$1,320.00	\$2,200.00		\$200.00	\$2,200.00	
Postage	\$0.00	\$0.00	\$0.00	\$100.00	\$26.00	\$0.00		-\$100.00	\$0.00	
Schools, Meeting & Travel Exp	\$318.00	\$534.00	\$477.00	\$400.00	\$477.00	\$500.00		\$100.00	\$500.00	
Insurance	\$444.00	\$104.00	\$523.00	\$550.00	\$500.00	\$550.00		\$0.00	\$550.00	
Utilities	\$16,233.00	\$15,707.00	\$24,967.00	\$18,000.00	\$15,436.00	\$20,000.00		\$2,000.00	\$20,000.00	
	<b>\$19,722.00</b>	<b>\$18,209.00</b>	<b>\$28,533.00</b>	<b>\$21,050.00</b>	<b>\$17,759.00</b>	<b>\$23,250.00</b>	<b>\$0.00</b>	<b>\$2,200.00</b>	<b>\$23,250.00</b>	10.45%
<b>Maintenance</b>										
Equipment Repair & Maintenance	\$7,794.00	\$8,675.00	\$552.00	\$5,500.00	\$2,062.00	\$5,500.00		\$0.00	\$5,500.00	
Licenses & Permits	\$336.00	\$162.00	\$371.00	\$250.00	\$24.00	\$250.00		\$0.00	\$250.00	
	<b>\$8,130.00</b>	<b>\$8,837.00</b>	<b>\$923.00</b>	<b>\$5,750.00</b>	<b>\$2,086.00</b>	<b>\$5,750.00</b>	<b>\$0.00</b>	<b>\$0.00</b>	<b>\$5,750.00</b>	0.00%
	<b>\$48,965.00</b>	<b>\$57,093.00</b>	<b>\$68,989.00</b>	<b>\$50,190.00</b>	<b>\$39,858.00</b>	<b>\$55,375.00</b>	<b>\$0.00</b>	<b>\$5,185.00</b>	<b>\$55,375.00</b>	10.33%
<b>PAVED STREETS</b>										
<b>Salaries and Benefits</b>										
Salaries Full Time Regular	\$5,745.00	\$17,823.00	\$20,551.00	\$12,750.00	\$15,628.00	\$13,388.00		\$638.00	\$13,388.00	
Salaries Full Time Overtime	\$0.00	\$85.00	\$112.00	\$0.00	\$84.00	\$0.00		\$0.00	\$0.00	
Salaries Part Time Regular	\$0.00	\$39.00	\$0.00	\$0.00	\$0.00	\$0.00		\$0.00	\$0.00	
PERA	\$430.00	\$1,330.00	\$1,546.00	\$950.00	\$1,174.00	\$950.00		\$0.00	\$950.00	
FICA	\$416.00	\$1,310.00	\$1,519.00	\$975.00	\$1,168.00	\$975.00		\$0.00	\$975.00	
Health Insurance	\$1,046.00	\$2,848.00	\$4,428.00	\$2,250.00	\$2,486.00	\$2,727.00		\$477.00	\$2,727.00	
Life Insurance	\$17.00	\$9.00	\$29.00	\$30.00	\$38.00	\$30.00		\$0.00	\$30.00	
	<b>\$7,654.00</b>	<b>\$23,444.00</b>	<b>\$28,185.00</b>	<b>\$16,955.00</b>	<b>\$20,578.00</b>	<b>\$18,070.00</b>	<b>\$0.00</b>	<b>\$1,115.00</b>	<b>\$18,070.00</b>	6.58%
<b>Supplies</b>										
Motor Fuels & Lubricants	\$367.00	\$663.00	\$3,270.00	\$675.00	\$704.00	\$675.00		\$0.00	\$675.00	
Repair & Maintenance Supplies	\$40.00	\$52.00	\$84.00	\$250.00	\$287.00	\$250.00		\$0.00	\$250.00	
St Maintenance Materials	\$1,240.00	\$6,642.00	\$2,308.00	\$5,500.00	\$4,236.00	\$5,500.00		\$0.00	\$5,500.00	
Overlay Expense	\$61,410.00	\$89,522.00	\$87,878.00	\$100,000.00	\$18,524.00	\$100,000.00		\$0.00	\$100,000.00	
	<b>\$63,057.00</b>	<b>\$96,879.00</b>	<b>\$93,540.00</b>	<b>\$106,425.00</b>	<b>\$23,751.00</b>	<b>\$106,425.00</b>	<b>\$0.00</b>	<b>\$0.00</b>	<b>\$106,425.00</b>	0.00%
<b>Maintenance</b>										
Equipment Repair & Maintenance	\$546.00	\$682.00	\$1,462.00	\$775.00	\$1,371.00	\$900.00		\$125.00	\$900.00	
	<b>\$546.00</b>	<b>\$682.00</b>	<b>\$1,462.00</b>	<b>\$775.00</b>	<b>\$1,371.00</b>	<b>\$900.00</b>	<b>\$0.00</b>	<b>\$125.00</b>	<b>\$900.00</b>	16.13%
	<b>\$71,257.00</b>	<b>\$121,005.00</b>	<b>\$123,187.00</b>	<b>\$124,155.00</b>	<b>\$45,700.00</b>	<b>\$125,395.00</b>	<b>\$0.00</b>	<b>\$1,240.00</b>	<b>\$125,395.00</b>	1.00%
<b>UNPAVED STREETS/ALLEYS</b>										
<b>Salaries and Benefits</b>										
Salaries Full Time Regular	\$28,245.00	\$20,923.00	\$19,777.00	\$25,475.00	\$9,747.00	\$26,749.00		\$1,274.00	\$26,749.00	
Salaries Full Time Overtime	\$74.00	\$237.00	\$0.00	\$200.00	\$0.00	\$200.00		\$0.00	\$200.00	
Salaries Part Time Regular	\$0.00	\$0.00	\$0.00	\$0.00	\$0.00	\$0.00		\$0.00	\$0.00	
PERA	\$2,123.00	\$1,579.00	\$1,482.00	\$1,925.00	\$731.00	\$1,925.00		\$0.00	\$1,925.00	
FICA	\$2,083.00	\$1,582.00	\$1,480.00	\$1,975.00	\$731.00	\$1,975.00		\$0.00	\$1,975.00	
Health Insurance	\$4,762.00	\$3,597.00	\$4,980.00	\$4,500.00	\$1,795.00	\$5,500.00		\$1,000.00	\$5,500.00	
Life Insurance	\$12.00	\$3.00	\$10.00	\$15.00	\$1.00	\$15.00		\$0.00	\$15.00	
	<b>\$37,299.00</b>	<b>\$27,921.00</b>	<b>\$27,729.00</b>	<b>\$34,090.00</b>	<b>\$13,005.00</b>	<b>\$36,364.00</b>	<b>\$0.00</b>	<b>\$2,274.00</b>	<b>\$36,364.00</b>	6.67%
<b>Supplies</b>										
Motor Fuels & Lubricants	\$2,772.00	\$2,345.00	\$2,418.00	\$3,850.00	\$848.00	\$3,850.00		\$0.00	\$3,850.00	
Repair & Maintenance Supplies	\$8,485.00	\$9,286.00	\$15,054.00	\$15,000.00	\$5,221.00	\$15,000.00		\$0.00	\$15,000.00	
	<b>\$11,257.00</b>	<b>\$11,631.00</b>	<b>\$17,472.00</b>	<b>\$18,850.00</b>	<b>\$6,069.00</b>	<b>\$18,850.00</b>	<b>\$0.00</b>	<b>\$0.00</b>	<b>\$18,850.00</b>	0.00%
<b>Maintenance</b>										
Equipment Repair & Maintenance	\$1,290.00	\$4,157.00	\$1,818.00	\$4,950.00	\$798.00	\$4,000.00		-\$950.00	\$4,000.00	
	<b>\$1,290.00</b>	<b>\$4,157.00</b>	<b>\$1,818.00</b>	<b>\$4,950.00</b>	<b>\$798.00</b>	<b>\$4,000.00</b>	<b>\$0.00</b>	<b>-\$950.00</b>	<b>\$4,000.00</b>	-19.19%
	<b>\$49,846.00</b>	<b>\$43,709.00</b>	<b>\$47,019.00</b>	<b>\$57,890.00</b>	<b>\$19,872.00</b>	<b>\$59,214.00</b>	<b>\$0.00</b>	<b>\$1,324.00</b>	<b>\$59,214.00</b>	2.29%
<b>SNOW &amp; ICE REMOVAL</b>										
<b>Salaries and Benefits</b>										
Salaries Full Time Regular	\$69,967.00	\$56,374.00	\$91,071.00	\$72,150.00	\$78,328.00	\$75,758.00		\$3,608.00	\$75,758.00	
Salaries Full Time Overtime	\$4,021.00	\$3,948.00	\$6,219.00	\$5,500.00	\$4,897.00	\$5,500.00		\$0.00	\$5,500.00	
Salaries Part Time Regular	\$495.00	\$0.00	\$0.00	\$3,000.00	\$0.00	\$3,000.00		\$0.00	\$3,000.00	
Contracted Services	\$0.00	\$0.00	\$0.00	\$0.00	\$0.00	\$0.00		\$0.00	\$0.00	
PERA	\$5,496.00	\$4,484.00	\$7,255.00	\$5,825.00	\$6,196.00	\$5,825.00		\$0.00	\$5,825.00	
FICA	\$5,292.00	\$4,271.00	\$6,946.00	\$6,175.00	\$5,960.00	\$6,175.00		\$0.00	\$6,175.00	
Health Insurance	\$14,929.00	\$10,578.00	\$17,809.00	\$12,725.00	\$16,015.00	\$15,433.00		\$2,708.00	\$15,433.00	
Life Insurance	\$151.00	\$91.00	\$153.00	\$200.00	\$166.00	\$200.00		\$0.00	\$200.00	
	<b>\$100,351.00</b>	<b>\$79,746.00</b>	<b>\$129,453.00</b>	<b>\$105,575.00</b>	<b>\$111,562.00</b>	<b>\$111,891.00</b>	<b>\$0.00</b>	<b>\$6,316.00</b>	<b>\$111,891.00</b>	5.98%
<b>Supplies</b>										
General Supplies	\$17,229.00	\$4,653.00	\$13,813.00	\$11,000.00	\$4,980.00	\$11,000.00		\$0.00	\$11,000.00	
Motor Fuels & Lubricants	\$13,770.00	\$19,934.00	\$26,173.00	\$15,850.00	\$24,335.00	\$20,000.00		\$4,150.00	\$20,000.00	
	<b>\$30,999.00</b>	<b>\$24,587.00</b>	<b>\$39,986.00</b>	<b>\$26,850.00</b>	<b>\$29,315.00</b>	<b>\$31,000.00</b>	<b>\$0.00</b>	<b>\$4,150.00</b>	<b>\$31,000.00</b>	15.46%
<b>Services</b>										
Insurance	\$99.00	\$549.00	\$100.00	\$110.00	\$79.00	\$110.00		\$0.00	\$110.00	
	<b>\$99.00</b>	<b>\$549.00</b>	<b>\$100.00</b>	<b>\$110.00</b>	<b>\$79.00</b>	<b>\$110.00</b>	<b>\$0.00</b>	<b>\$0.00</b>	<b>\$110.00</b>	0.00%
<b>Maintenance</b>										
Equipment Repair & Maintenance	\$16,933.00	\$6,619.00	\$19,879.00	\$16,500.00	\$4,642.00	\$16,500.00		\$0.00	\$16,500.00	
	<b>\$16,933.00</b>	<b>\$6,619.00</b>	<b>\$19,879.00</b>	<b>\$16,500.00</b>	<b>\$4,642.00</b>	<b>\$16,500.00</b>	<b>\$0.00</b>	<b>\$0.00</b>	<b>\$16,500.00</b>	0.00%

**CITY OF WADENA  
2024 GENERAL FUND  
PROPOSED BUDGET EXPENDITURES**

Account Description	2020 Actual	2021 Actual	2022 Actual	2023 Budget	2023 Amount as of 8/31/23	2024 Proposed Budget	Mtg/Work Session Revisions	Proposed Difference 2023-2024	2024 Budget	% Change in Budget
	<b>\$148,382.00</b>	<b>\$111,501.00</b>	<b>\$189,418.00</b>	<b>\$149,035.00</b>	<b>\$145,598.00</b>	<b>\$159,501.00</b>	<b>\$0.00</b>	<b>\$10,466.00</b>	<b>\$159,501.00</b>	7.02%
<b>STREET SIGNS/MARKINGS</b>										
<b>Salaries and Benefits</b>										
Salaries Full Time Regular	\$9,905.00	\$8,408.00	\$9,337.00	\$6,375.00	\$6,620.00	\$6,694.00		\$319.00	\$6,694.00	
Salaries Full Time Overtime	\$74.00	\$165.00	\$92.00	\$0.00	\$0.00	\$0.00		\$0.00	\$0.00	
Salaries Part Time Regular	\$0.00	\$0.00	\$0.00	\$0.00	\$0.00	\$0.00		\$0.00	\$0.00	
PERA	\$746.00	\$640.00	\$703.00	\$475.00	\$495.00	\$475.00		\$0.00	\$475.00	
FICA	\$734.00	\$640.00	\$703.00	\$500.00	\$503.00	\$500.00		\$0.00	\$500.00	
Health Insurance	\$1,821.00	\$1,783.00	\$1,931.00	\$1,125.00	\$892.00	\$1,364.00		\$239.00	\$1,364.00	
Life Insurance	\$21.00	\$5.00	\$10.00	\$10.00	\$13.00	\$10.00		\$0.00	\$10.00	
	<b>\$13,301.00</b>	<b>\$11,641.00</b>	<b>\$12,776.00</b>	<b>\$8,485.00</b>	<b>\$8,523.00</b>	<b>\$9,043.00</b>	<b>\$0.00</b>	<b>\$558.00</b>	<b>\$9,043.00</b>	6.58%
<b>Supplies</b>										
General Supplies	\$12,510.00	\$11,088.00	\$6,979.00	\$10,000.00	\$4,559.00	\$9,000.00		-\$1,000.00	\$9,000.00	
Motor Fuels & Lubricants	\$71.00	\$109.00	\$103.00	\$475.00	\$0.00	\$475.00		\$0.00	\$475.00	
Entrance Sign Expense-Landscaping	\$0.00	\$0.00	\$0.00	\$0.00	\$0.00	\$0.00		\$0.00	\$0.00	
	<b>\$12,581.00</b>	<b>\$11,197.00</b>	<b>\$7,082.00</b>	<b>\$10,475.00</b>	<b>\$4,559.00</b>	<b>\$9,475.00</b>	<b>\$0.00</b>	<b>-\$1,000.00</b>	<b>\$9,475.00</b>	-9.55%
<b>Services</b>										
Insurance	\$14.00	\$11.00	\$3.00	\$15.00	\$9.00	\$0.00		-\$15.00	\$0.00	
	<b>\$14.00</b>	<b>\$11.00</b>	<b>\$3.00</b>	<b>\$15.00</b>	<b>\$9.00</b>	<b>\$0.00</b>	<b>\$0.00</b>	<b>-\$15.00</b>	<b>\$0.00</b>	-100.00%
<b>Maintenance</b>										
Equipment Repair & Maintenance	\$652.00	\$187.00	\$117.00	\$450.00	\$31.00	\$450.00		\$0.00	\$450.00	
Entrance Sign Repair	\$551.00	\$0.00	\$0.00	\$1,100.00	\$0.00	\$1,000.00		-\$100.00	\$1,000.00	
	<b>\$1,203.00</b>	<b>\$187.00</b>	<b>\$117.00</b>	<b>\$1,500.00</b>	<b>\$31.00</b>	<b>\$1,450.00</b>	<b>\$0.00</b>	<b>-\$100.00</b>	<b>\$1,450.00</b>	-6.45%
	<b>\$27,099.00</b>	<b>\$23,036.00</b>	<b>\$19,978.00</b>	<b>\$20,525.00</b>	<b>\$13,122.00</b>	<b>\$19,968.00</b>	<b>\$0.00</b>	<b>-\$557.00</b>	<b>\$19,968.00</b>	-2.71%
<b>PARKING LOTS</b>										
<b>Salaries and Benefits</b>										
Salaries Full Time Regular	\$1,029.00	\$3,419.00	\$1,043.00	\$2,125.00	\$130.00	\$2,231.00		\$106.00	\$2,231.00	
Salaries Full Time Overtime	\$0.00	\$29.00	\$0.00	\$0.00	\$0.00	\$0.00		\$0.00	\$0.00	
Salaries Part Time Regular	\$0.00	\$0.00	\$0.00	\$0.00	\$0.00	\$0.00		\$0.00	\$0.00	
PERA	\$77.00	\$256.00	\$78.00	\$160.00	\$10.00	\$160.00		\$0.00	\$160.00	
FICA	\$74.00	\$252.00	\$74.00	\$165.00	\$9.00	\$165.00		\$0.00	\$165.00	
Health Insurance	\$239.00	\$553.00	\$188.00	\$375.00	\$28.00	\$455.00		\$80.00	\$455.00	
Life Insurance	\$1.00	\$2.00	\$5.00	\$5.00	\$0.00	\$5.00		\$0.00	\$5.00	
	<b>\$1,420.00</b>	<b>\$4,511.00</b>	<b>\$1,388.00</b>	<b>\$2,830.00</b>	<b>\$177.00</b>	<b>\$3,016.00</b>	<b>\$0.00</b>	<b>\$186.00</b>	<b>\$3,016.00</b>	6.57%
<b>Supplies</b>										
Motor Fuels & Lubricants	\$212.00	\$204.00	\$161.00	\$275.00	\$1.00	\$275.00		\$0.00	\$275.00	
Patching Material	\$879.00	\$3,312.00	\$0.00	\$1,650.00	\$210.00	\$1,200.00		-\$450.00	\$1,200.00	
	<b>\$1,091.00</b>	<b>\$3,516.00</b>	<b>\$161.00</b>	<b>\$1,925.00</b>	<b>\$211.00</b>	<b>\$1,475.00</b>	<b>\$0.00</b>	<b>-\$450.00</b>	<b>\$1,475.00</b>	-23.38%
<b>Maintenance</b>										
Equipment Repair & Maintenance	\$171.00	\$717.00	\$1,712.00	\$750.00	\$16.00	\$750.00		\$0.00	\$750.00	
	<b>\$171.00</b>	<b>\$717.00</b>	<b>\$1,712.00</b>	<b>\$750.00</b>	<b>\$16.00</b>	<b>\$750.00</b>	<b>\$0.00</b>	<b>\$0.00</b>	<b>\$750.00</b>	0.00%
	<b>\$2,682.00</b>	<b>\$8,744.00</b>	<b>\$3,261.00</b>	<b>\$5,505.00</b>	<b>\$404.00</b>	<b>\$5,241.00</b>	<b>\$0.00</b>	<b>-\$264.00</b>	<b>\$5,241.00</b>	-4.80%
<b>STORM SEWERS</b>										
<b>Salaries and Benefits</b>										
Salaries Full Time Regular	\$13,641.00	\$16,878.00	\$16,514.00	\$16,975.00	\$15,006.00	\$17,824.00		\$849.00	\$17,824.00	
Salaries Full Time Overtime	\$162.00	\$161.00	\$0.00	\$200.00	\$480.00	\$200.00		\$0.00	\$200.00	
Salaries Part Time Regular	\$1,474.00	\$26.00	\$1,020.00	\$0.00	\$0.00	\$0.00		\$0.00	\$0.00	
PERA	\$1,031.00	\$1,273.00	\$1,231.00	\$1,300.00	\$1,156.00	\$1,300.00		\$0.00	\$1,300.00	
FICA	\$1,076.00	\$1,204.00	\$1,228.00	\$1,325.00	\$1,103.00	\$1,325.00		\$0.00	\$1,325.00	
Health Insurance	\$2,270.00	\$2,783.00	\$2,466.00	\$3,000.00	\$1,985.00	\$3,631.00		\$631.00	\$3,631.00	
Life Insurance	\$26.00	\$25.00	\$65.00	\$25.00	\$24.00	\$25.00		\$0.00	\$25.00	
	<b>\$19,680.00</b>	<b>\$22,350.00</b>	<b>\$22,524.00</b>	<b>\$22,825.00</b>	<b>\$19,754.00</b>	<b>\$24,305.00</b>	<b>\$0.00</b>	<b>\$1,480.00</b>	<b>\$24,305.00</b>	6.48%
<b>Supplies</b>										
Motor Fuels & Lubricants	\$115.00	\$297.00	\$690.00	\$1,050.00	\$745.00	\$1,050.00		\$0.00	\$1,050.00	
Repair & Maintenance Supplies	\$169.00	\$2,112.00	\$504.00	\$1,650.00	\$51.00	\$1,650.00		\$0.00	\$1,650.00	
	<b>\$284.00</b>	<b>\$2,409.00</b>	<b>\$1,194.00</b>	<b>\$2,700.00</b>	<b>\$796.00</b>	<b>\$2,700.00</b>	<b>\$0.00</b>	<b>\$0.00</b>	<b>\$2,700.00</b>	0.00%
<b>Services</b>										
Insurance	\$19.00	\$18.00	\$18.00	\$25.00	\$16.00	\$25.00		\$0.00	\$25.00	
	<b>\$19.00</b>	<b>\$18.00</b>	<b>\$18.00</b>	<b>\$25.00</b>	<b>\$16.00</b>	<b>\$25.00</b>	<b>\$0.00</b>	<b>\$0.00</b>	<b>\$25.00</b>	0.00%
<b>Maintenance</b>										
Equipment Repair & Maintenance	\$99.00	\$316.00	\$426.00	\$875.00	\$499.00	\$875.00		\$0.00	\$875.00	
	<b>\$99.00</b>	<b>\$316.00</b>	<b>\$426.00</b>	<b>\$875.00</b>	<b>\$499.00</b>	<b>\$875.00</b>	<b>\$0.00</b>	<b>\$0.00</b>	<b>\$875.00</b>	0.00%
	<b>\$20,082.00</b>	<b>\$25,093.00</b>	<b>\$24,162.00</b>	<b>\$26,425.00</b>	<b>\$21,065.00</b>	<b>\$27,905.00</b>	<b>\$0.00</b>	<b>\$1,480.00</b>	<b>\$27,905.00</b>	5.60%
<b>STREET CLEANING</b>										
<b>Salaries and Benefits</b>										
Salaries Full Time Regular	\$24,120.00	\$27,471.00	\$27,157.00	\$25,475.00	\$19,144.00	\$26,749.00		\$1,274.00	\$26,749.00	
Salaries Full Time Overtime	\$144.00	\$158.00	\$20.00	\$150.00	\$0.00	\$150.00		\$0.00	\$150.00	
Salaries Part Time Regular	\$0.00	\$0.00	\$0.00	\$0.00	\$0.00	\$0.00		\$0.00	\$0.00	
PERA	\$1,813.00	\$2,055.00	\$2,026.00	\$1,925.00	\$1,427.00	\$1,925.00		\$0.00	\$1,925.00	
FICA	\$1,713.00	\$1,948.00	\$1,902.00	\$1,950.00	\$1,333.00	\$1,950.00		\$0.00	\$1,950.00	
Health Insurance	\$4,313.00	\$4,731.00	\$5,030.00	\$4,500.00	\$3,110.00	\$5,449.00		\$949.00	\$5,449.00	
Life Insurance	\$42.00	\$53.00	\$58.00	\$55.00	\$39.00	\$55.00		\$0.00	\$55.00	
	<b>\$32,145.00</b>	<b>\$36,416.00</b>	<b>\$36,193.00</b>	<b>\$34,055.00</b>	<b>\$25,053.00</b>	<b>\$36,278.00</b>	<b>\$0.00</b>	<b>\$2,223.00</b>	<b>\$36,278.00</b>	6.53%
<b>Supplies</b>										
Motor Fuels & Lubricants	\$2,127.00	\$3,456.00	\$4,862.00	\$3,650.00	\$2,210.00	\$4,000.00		\$350.00	\$4,000.00	
	<b>\$2,127.00</b>	<b>\$3,456.00</b>	<b>\$4,862.00</b>	<b>\$3,650.00</b>	<b>\$2,210.00</b>	<b>\$4,000.00</b>	<b>\$0.00</b>	<b>\$350.00</b>	<b>\$4,000.00</b>	9.59%
<b>Services</b>										
Insurance	\$199.00	\$224.00	\$196.00	\$220.00	\$149.00	\$220.00		\$0.00	\$220.00	
Water Purchases	\$0.00	\$0.00	\$0.00	\$0.00	\$0.00	\$0.00		\$0.00	\$0.00	
	<b>\$199.00</b>	<b>\$224.00</b>	<b>\$196.00</b>	<b>\$220.00</b>	<b>\$149.00</b>	<b>\$220.00</b>	<b>\$0.00</b>	<b>\$0.00</b>	<b>\$220.00</b>	0.00%
<b>Maintenance</b>										
Equipment Repair & Maintenance	\$4,909.00	\$6,611.00	\$7,287.00	\$6,600.00	\$6,181.00	\$7,200.00		\$600.00	\$7,200.00	
	<b>\$4,909.00</b>	<b>\$6,611.00</b>	<b>\$7,287.00</b>	<b>\$6,600.00</b>	<b>\$6,181.00</b>	<b>\$7,200.00</b>	<b>\$0.00</b>	<b>\$600.00</b>	<b>\$7,200.00</b>	9.09%
	<b>\$39,380.00</b>	<b>\$46,707.00</b>	<b>\$48,538.00</b>	<b>\$44,525.00</b>	<b>\$33,593.00</b>	<b>\$47,698.00</b>	<b>\$0.00</b>	<b>\$3,173.00</b>	<b>\$47,698.00</b>	7.13%
<b>WASTE (REFUSE) COLLECTION</b>										

**CITY OF WADENA  
2024 GENERAL FUND  
PROPOSED BUDGET EXPENDITURES**

Account Description	2020 Actual	2021 Actual	2022 Actual	2023 Budget	2023 Amount as of 8/31/23	2024 Proposed Budget	Mtg/Work Session Revisions	Proposed Difference 2023-2024	2024 Budget	% Change in Budget
<b>Salaries and Benefits</b>										
Salaries Full Time Regular	\$9,311.00	\$5,199.00	\$2,409.00	\$8,500.00	\$2,702.00	\$8,925.00		\$425.00	\$8,925.00	
Salaries Full Time Overtime	\$0.00	\$0.00	\$0.00	\$0.00	\$0.00	\$0.00		\$0.00	\$0.00	
Salaries Part Time Regular	\$0.00	\$0.00	\$0.00	\$0.00	\$0.00	\$0.00		\$0.00	\$0.00	
PERA	\$696.00	\$389.00	\$180.00	\$635.00	\$202.00	\$635.00		\$0.00	\$635.00	
FICA	\$682.00	\$363.00	\$182.00	\$650.00	\$184.00	\$650.00		\$0.00	\$650.00	
Health Insurance	\$1,801.00	\$1,185.00	\$385.00	\$1,500.00	\$476.00	\$1,818.00		\$318.00	\$1,818.00	
Life Insurance	\$22.00	\$14.00	\$0.00	\$30.00	\$6.00	\$30.00		\$0.00	\$30.00	
	<b>\$12,512.00</b>	<b>\$7,150.00</b>	<b>\$3,156.00</b>	<b>\$11,315.00</b>	<b>\$3,570.00</b>	<b>\$12,058.00</b>	<b>\$0.00</b>	<b>\$743.00</b>	<b>\$12,058.00</b>	6.57%
<b>Supplies</b>										
Motor Fuels & Lubricants	\$242.00	\$318.00	\$268.00	\$375.00	\$54.00	\$375.00		\$0.00	\$375.00	
Supplies - Bags, Cans, Etc	\$254.00	\$419.00	\$1,143.00	\$1,030.00	\$164.00	\$1,100.00		\$70.00	\$1,100.00	
	<b>\$496.00</b>	<b>\$737.00</b>	<b>\$1,411.00</b>	<b>\$1,405.00</b>	<b>\$218.00</b>	<b>\$1,475.00</b>	<b>\$0.00</b>	<b>\$70.00</b>	<b>\$1,475.00</b>	4.98%
<b>Services</b>										
Dumping Fees	\$7,665.00	\$8,898.00	\$8,381.00	\$8,000.00	\$5,758.00	\$8,300.00		\$300.00	\$8,300.00	
	<b>\$7,665.00</b>	<b>\$8,898.00</b>	<b>\$8,381.00</b>	<b>\$8,000.00</b>	<b>\$5,758.00</b>	<b>\$8,300.00</b>	<b>\$0.00</b>	<b>\$300.00</b>	<b>\$8,300.00</b>	3.75%
<b>Maintenance</b>										
Equipment Repair & Maintenance	\$0.00	\$0.00	\$0.00	\$550.00	\$0.00	\$550.00		\$0.00	\$550.00	
	<b>\$0.00</b>	<b>\$0.00</b>	<b>\$0.00</b>	<b>\$550.00</b>	<b>\$0.00</b>	<b>\$550.00</b>	<b>\$0.00</b>	<b>\$0.00</b>	<b>\$550.00</b>	0.00%
	<b>\$20,673.00</b>	<b>\$16,785.00</b>	<b>\$12,948.00</b>	<b>\$21,270.00</b>	<b>\$9,546.00</b>	<b>\$22,383.00</b>	<b>\$0.00</b>	<b>\$1,113.00</b>	<b>\$22,383.00</b>	5.23%
<b>WEED CONTROL</b>										
<b>Salaries and Benefits</b>										
Salaries Full Time Regular	\$1,783.00	\$1,512.00	\$3,366.00	\$4,250.00	\$221.00	\$4,463.00		\$213.00	\$4,463.00	
Salaries Full Time Overtime	\$0.00	\$0.00	\$0.00	\$0.00	\$0.00	\$0.00		\$0.00	\$0.00	
Salaries Part Time Regular	\$0.00	\$0.00	\$0.00	\$0.00	\$0.00	\$0.00		\$0.00	\$0.00	
Contracted Services	\$0.00	\$0.00	\$0.00	\$0.00	\$0.00	\$0.00		\$0.00	\$0.00	
PERA	\$133.00	\$112.00	\$251.00	\$325.00	\$16.00	\$325.00		\$0.00	\$325.00	
FICA	\$132.00	\$111.00	\$255.00	\$325.00	\$16.00	\$325.00		\$0.00	\$325.00	
Health Insurance	\$278.00	\$218.00	\$413.00	\$750.00	\$0.00	\$909.00		\$159.00	\$909.00	
Life Insurance	\$5.00	\$8.00	\$5.00	\$20.00	\$0.00	\$20.00		\$0.00	\$20.00	
	<b>\$2,331.00</b>	<b>\$1,961.00</b>	<b>\$4,290.00</b>	<b>\$5,670.00</b>	<b>\$253.00</b>	<b>\$6,042.00</b>	<b>\$0.00</b>	<b>\$372.00</b>	<b>\$6,042.00</b>	6.56%
<b>Supplies</b>										
Motor Fuels & Lubricants	\$161.00	\$46.00	\$0.00	\$250.00	\$0.00	\$250.00		\$0.00	\$250.00	
Chemicals & Chemical Products	\$569.00	\$101.00	\$1,836.00	\$875.00	\$484.00	\$1,000.00		\$125.00	\$1,000.00	
	<b>\$730.00</b>	<b>\$147.00</b>	<b>\$1,836.00</b>	<b>\$1,125.00</b>	<b>\$484.00</b>	<b>\$1,250.00</b>	<b>\$0.00</b>	<b>\$125.00</b>	<b>\$1,250.00</b>	11.11%
<b>Maintenance</b>										
Equipment Repair & Maintenance	\$121.00	\$147.00	\$0.00	\$330.00	\$0.00	\$330.00		\$0.00	\$330.00	
	<b>\$121.00</b>	<b>\$147.00</b>	<b>\$0.00</b>	<b>\$330.00</b>	<b>\$0.00</b>	<b>\$330.00</b>	<b>\$0.00</b>	<b>\$0.00</b>	<b>\$330.00</b>	0.00%
	<b>\$3,182.00</b>	<b>\$2,255.00</b>	<b>\$6,126.00</b>	<b>\$7,125.00</b>	<b>\$737.00</b>	<b>\$7,622.00</b>	<b>\$0.00</b>	<b>\$497.00</b>	<b>\$7,622.00</b>	6.98%
<b>SKATING RINKS</b>										
<b>Salaries and Benefits</b>										
Salaries Full Time Regular	\$2,186.00	\$1,127.00	\$610.00	\$4,250.00	\$0.00	\$4,463.00		\$213.00	\$4,463.00	
Salaries Full Time Overtime	\$0.00	\$0.00	\$41.00	\$0.00	\$0.00	\$0.00		\$0.00	\$0.00	
Salaries Part Time Regular	\$0.00	\$0.00	\$0.00	\$0.00	\$0.00	\$0.00		\$0.00	\$0.00	
PERA	\$162.00	\$83.00	\$48.00	\$325.00	\$0.00	\$325.00		\$0.00	\$325.00	
FICA	\$149.00	\$80.00	\$49.00	\$325.00	\$0.00	\$325.00		\$0.00	\$325.00	
Health Insurance	\$496.00	\$280.00	\$154.00	\$750.00	\$9.00	\$909.00		\$159.00	\$909.00	
Life Insurance	\$2.00	\$2.00	\$2.00	\$10.00	\$0.00	\$10.00		\$0.00	\$10.00	
	<b>\$2,995.00</b>	<b>\$1,572.00</b>	<b>\$904.00</b>	<b>\$5,660.00</b>	<b>\$9.00</b>	<b>\$6,032.00</b>	<b>\$0.00</b>	<b>\$372.00</b>	<b>\$6,032.00</b>	6.57%
<b>Supplies</b>										
Motor Fuels & Lubricants	\$280.00	\$51.00	\$7.00	\$400.00	\$0.00	\$400.00		\$0.00	\$400.00	
Repair & Maintenance Supplies	\$0.00	\$0.00	\$0.00	\$500.00	\$0.00	\$500.00		\$0.00	\$500.00	
	<b>\$280.00</b>	<b>\$51.00</b>	<b>\$7.00</b>	<b>\$900.00</b>	<b>\$0.00</b>	<b>\$900.00</b>	<b>\$0.00</b>	<b>\$0.00</b>	<b>\$900.00</b>	0.00%
<b>Services</b>										
Insurance	\$21.00	\$113.00	\$74.00	\$100.00	\$1.00	\$100.00		\$0.00	\$100.00	
Utilities	\$3,454.00	\$4,187.00	\$4,798.00	\$4,000.00	\$2,835.00	\$4,000.00		\$0.00	\$4,000.00	
	<b>\$3,475.00</b>	<b>\$4,300.00</b>	<b>\$4,872.00</b>	<b>\$4,100.00</b>	<b>\$2,836.00</b>	<b>\$4,100.00</b>	<b>\$0.00</b>	<b>\$0.00</b>	<b>\$4,100.00</b>	0.00%
<b>Maintenance</b>										
Equipment Repair & Maintenance	\$622.00	\$63.00	\$37.00	\$500.00	\$0.00	\$500.00		\$0.00	\$500.00	
Facility Usage Fees	\$0.00	\$0.00	\$0.00	\$0.00	\$0.00	\$0.00		\$0.00	\$0.00	
	<b>\$622.00</b>	<b>\$63.00</b>	<b>\$37.00</b>	<b>\$500.00</b>	<b>\$0.00</b>	<b>\$500.00</b>	<b>\$0.00</b>	<b>\$0.00</b>	<b>\$500.00</b>	0.00%
	<b>\$7,372.00</b>	<b>\$5,986.00</b>	<b>\$5,820.00</b>	<b>\$11,160.00</b>	<b>\$2,845.00</b>	<b>\$11,532.00</b>	<b>\$0.00</b>	<b>\$372.00</b>	<b>\$11,532.00</b>	3.33%
<b>PLAYGROUNDS</b>										
<b>Salaries and Benefits</b>										
Salaries Full Time Regular	\$5,687.00	\$3,789.00	\$2,647.00	\$6,375.00	\$1,442.00	\$6,694.00		\$319.00	\$6,694.00	
Salaries Full Time Overtime	\$0.00	\$84.00	\$128.00	\$0.00	\$0.00	\$0.00		\$0.00	\$0.00	
Salaries Part Time Regular	\$1,379.00	\$1,655.00	\$2,963.00	\$8,700.00	\$2,485.00	\$8,700.00		\$0.00	\$8,700.00	
PERA	\$425.00	\$277.00	\$208.00	\$475.00	\$107.00	\$475.00		\$0.00	\$475.00	
FICA	\$510.00	\$409.00	\$431.00	\$1,150.00	\$295.00	\$1,150.00		\$0.00	\$1,150.00	
Health Insurance	\$1,278.00	\$518.00	\$539.00	\$1,125.00	\$159.00	\$1,364.00		\$239.00	\$1,364.00	
Life Insurance	\$11.00	\$4.00	\$65.00	\$10.00	\$2.00	\$10.00		\$0.00	\$10.00	
	<b>\$9,290.00</b>	<b>\$6,736.00</b>	<b>\$6,981.00</b>	<b>\$17,835.00</b>	<b>\$4,490.00</b>	<b>\$18,393.00</b>	<b>\$0.00</b>	<b>\$558.00</b>	<b>\$18,393.00</b>	3.13%
<b>Supplies</b>										
Motor Fuels & Lubricants	\$1,272.00	\$1,617.00	\$2,892.00	\$2,500.00	\$11.00	\$2,500.00		\$0.00	\$2,500.00	
Repair & Maintenance Supplies	\$3,243.00	\$2,962.00	\$954.00	\$2,050.00	\$344.00	\$2,050.00		\$0.00	\$2,050.00	
	<b>\$4,515.00</b>	<b>\$4,579.00</b>	<b>\$3,846.00</b>	<b>\$4,550.00</b>	<b>\$355.00</b>	<b>\$4,550.00</b>	<b>\$0.00</b>	<b>\$0.00</b>	<b>\$4,550.00</b>	0.00%
<b>Services</b>										
Insurance	\$3,519.00	\$3,268.00	\$3,379.00	\$4,000.00	\$1,205.00	\$3,000.00		-\$1,000.00	\$3,000.00	
Utilities	\$7,975.00	\$3,993.00	\$6,576.00	\$4,500.00	\$1,269.00	\$5,500.00		\$1,000.00	\$5,500.00	
	<b>\$11,494.00</b>	<b>\$7,261.00</b>	<b>\$9,955.00</b>	<b>\$8,500.00</b>	<b>\$2,474.00</b>	<b>\$8,500.00</b>	<b>\$0.00</b>	<b>\$0.00</b>	<b>\$8,500.00</b>	0.00%
<b>Maintenance</b>										
Equipment Maintenance	\$561.00	\$602.00	\$130.00	\$550.00	\$172.00	\$550.00		\$0.00	\$550.00	
Softball Complex Expense	\$2,999.00	\$2,570.00	\$676.00	\$2,200.00	\$2,563.00	\$2,200.00		\$0.00	\$2,200.00	
Playground Expenses	\$180.00	\$515.00	\$180.00	\$550.00	\$279.00	\$550.00		\$0.00	\$550.00	
Tennis Court Expenses	\$158.00	\$136.00	\$62.00	\$330.00	\$478.00	\$330.00		\$0.00	\$330.00	
	<b>\$3,898.00</b>	<b>\$3,823.00</b>	<b>\$1,048.00</b>	<b>\$3,630.00</b>	<b>\$3,492.00</b>	<b>\$3,630.00</b>	<b>\$0.00</b>	<b>\$0.00</b>	<b>\$3,630.00</b>	0.00%

**CITY OF WADENA  
2024 GENERAL FUND  
PROPOSED BUDGET EXPENDITURES**

Account Description	2020 Actual	2021 Actual	2022 Actual	2023 Budget	2023 Amount as of 8/31/23	2024 Proposed Budget	Mtg/Work Session Revisions	Proposed Difference 2023-2024	2024 Budget	% Change in Budget
	<b>\$29,197.00</b>	<b>\$22,399.00</b>	<b>\$21,830.00</b>	<b>\$34,515.00</b>	<b>\$10,811.00</b>	<b>\$35,073.00</b>	<b>\$0.00</b>	<b>\$558.00</b>	<b>\$35,073.00</b>	1.62%
<b>WADING POOL</b>										
<b>Supplies</b>										
Supplies	\$179.00	\$0.00	\$0.00	\$300.00	\$30.00	\$300.00		\$0.00	\$300.00	
Pool Chemicals	\$1,531.00	\$1,489.00	\$1,536.00	\$1,550.00	\$2,665.00	\$1,600.00		\$50.00	\$1,600.00	
	<b>\$1,710.00</b>	<b>\$1,489.00</b>	<b>\$1,536.00</b>	<b>\$1,850.00</b>	<b>\$2,695.00</b>	<b>\$1,900.00</b>	<b>\$0.00</b>	<b>\$50.00</b>	<b>\$1,900.00</b>	2.70%
<b>Services</b>										
Utilities	\$1,490.00	\$7,388.00	\$6,623.00	\$7,700.00	\$4,727.00	\$8,000.00		\$300.00	\$8,000.00	
	<b>\$1,490.00</b>	<b>\$7,388.00</b>	<b>\$6,623.00</b>	<b>\$7,700.00</b>	<b>\$4,727.00</b>	<b>\$8,000.00</b>	<b>\$0.00</b>	<b>\$300.00</b>	<b>\$8,000.00</b>	3.90%
<b>Maintenance</b>										
Pool Maintenance	\$2,843.00	\$323.00	\$2,486.00	\$2,000.00	\$231.00	\$2,000.00		\$0.00	\$2,000.00	
	<b>\$2,843.00</b>	<b>\$323.00</b>	<b>\$2,486.00</b>	<b>\$2,000.00</b>	<b>\$231.00</b>	<b>\$2,000.00</b>	<b>\$0.00</b>	<b>\$0.00</b>	<b>\$2,000.00</b>	0.00%
	<b>\$6,043.00</b>	<b>\$9,200.00</b>	<b>\$10,645.00</b>	<b>\$11,550.00</b>	<b>\$7,653.00</b>	<b>\$11,900.00</b>	<b>\$0.00</b>	<b>\$350.00</b>	<b>\$11,900.00</b>	3.03%
<b>CAMPGROUND</b>										
<b>Salaries and Benefits</b>										
Salaries Full Time Regular	\$3,532.00	\$1,636.00	\$2,672.00	\$4,250.00	\$2,055.00	\$4,463.00		\$213.00	\$4,463.00	
Salaries Full Time Overtime	\$0.00	\$168.00	\$0.00	\$0.00	\$249.00	\$0.00		\$0.00	\$0.00	
Salaries Part Time Regular	\$0.00	\$0.00	\$38.00	\$3,000.00	\$0.00	\$3,000.00		\$0.00	\$3,000.00	
Contracted Wages	\$5,699.00	\$5,617.00	\$4,462.00	\$5,500.00	\$2,929.00	\$5,500.00		\$0.00	\$5,500.00	
PERA	\$264.00	\$132.00	\$179.00	\$325.00	\$171.00	\$325.00		\$0.00	\$325.00	
FICA	\$247.00	\$127.00	\$182.00	\$550.00	\$170.00	\$550.00		\$0.00	\$550.00	
Health Insurance	\$1,174.00	\$282.00	\$420.00	\$750.00	\$351.00	\$909.00		\$159.00	\$909.00	
Life Insurance	\$13.00	\$2.00	\$4.00	\$10.00	\$4.00	\$10.00		\$0.00	\$10.00	
	<b>\$10,929.00</b>	<b>\$7,964.00</b>	<b>\$7,957.00</b>	<b>\$14,385.00</b>	<b>\$5,929.00</b>	<b>\$14,757.00</b>	<b>\$0.00</b>	<b>\$372.00</b>	<b>\$14,757.00</b>	2.59%
<b>Supplies</b>										
Office Supplies	\$339.00	\$537.00	\$1,659.00	\$550.00	\$1,167.00	\$1,000.00		\$450.00	\$1,000.00	
Motor Fuels & Lubricants	\$18.00	\$30.00	\$0.00	\$0.00	\$0.00	\$0.00		\$0.00	\$0.00	
Repair & Maintenance Supplies	\$2,901.00	\$2,063.00	\$4,296.00	\$2,750.00	\$3,146.00	\$3,000.00		\$250.00	\$3,000.00	
Merchandise for Resale	\$0.00	\$0.00	\$0.00	\$0.00	\$0.00	\$0.00		\$0.00	\$0.00	
	<b>\$3,258.00</b>	<b>\$2,630.00</b>	<b>\$5,955.00</b>	<b>\$3,300.00</b>	<b>\$4,313.00</b>	<b>\$4,000.00</b>	<b>\$0.00</b>	<b>\$700.00</b>	<b>\$4,000.00</b>	21.21%
<b>Services</b>										
Telephone	\$343.00	\$408.00	\$454.00	\$400.00	\$546.00	\$1,200.00		\$800.00	\$1,200.00	
Printing, Publishing & Advertising	\$849.00	\$1,977.00	\$2,080.00	\$1,325.00	\$0.00	\$2,000.00		\$675.00	\$2,000.00	
Insurance	\$1,000.00	\$899.00	\$904.00	\$1,100.00	\$285.00	\$1,000.00		-\$100.00	\$1,000.00	
Utilities	\$4,619.00	\$7,373.00	\$5,965.00	\$6,000.00	\$4,758.00	\$6,500.00		\$500.00	\$6,500.00	
	<b>\$6,811.00</b>	<b>\$10,657.00</b>	<b>\$9,403.00</b>	<b>\$8,825.00</b>	<b>\$5,589.00</b>	<b>\$10,700.00</b>	<b>\$0.00</b>	<b>\$1,875.00</b>	<b>\$10,700.00</b>	21.25%
<b>Maintenance</b>										
Equipment Repair & Maintenance	\$1,357.00	\$2,082.00	\$1,583.00	\$1,650.00	\$3,447.00	\$1,650.00		\$0.00	\$1,650.00	
Dues and Subscriptions	\$590.00	\$0.00	\$795.00	\$600.00	\$375.00	\$600.00		\$0.00	\$600.00	
	<b>\$1,947.00</b>	<b>\$2,082.00</b>	<b>\$2,378.00</b>	<b>\$2,250.00</b>	<b>\$3,822.00</b>	<b>\$2,250.00</b>	<b>\$0.00</b>	<b>\$0.00</b>	<b>\$2,250.00</b>	0.00%
	<b>\$22,945.00</b>	<b>\$23,333.00</b>	<b>\$25,693.00</b>	<b>\$28,760.00</b>	<b>\$19,653.00</b>	<b>\$31,707.00</b>	<b>\$0.00</b>	<b>\$2,947.00</b>	<b>\$31,707.00</b>	10.25%
<b>PARKS</b>										
<b>Salaries and Benefits</b>										
Salaries Full Time Regular	\$92,086.00	\$99,870.00	\$104,926.00	\$110,350.00	\$60,058.00	\$115,868.00		\$5,518.00	\$115,868.00	
Salaries Full Time Overtime	\$497.00	\$741.00	\$907.00	\$1,000.00	\$755.00	\$1,000.00		\$0.00	\$1,000.00	
Salaries Part Time Regular	\$5,948.00	\$8,392.00	\$12,977.00	\$14,300.00	\$7,139.00	\$14,300.00		\$0.00	\$14,300.00	
PERA	\$6,865.00	\$7,465.00	\$7,905.00	\$8,350.00	\$4,454.00	\$8,350.00		\$0.00	\$8,350.00	
FICA	\$7,028.00	\$7,913.00	\$8,580.00	\$9,625.00	\$4,895.00	\$9,625.00		\$0.00	\$9,625.00	
Health Insurance	\$18,186.00	\$17,741.00	\$20,090.00	\$19,475.00	\$9,060.00	\$23,604.00		\$4,129.00	\$23,604.00	
Life Insurance	\$243.00	\$216.00	\$208.00	\$220.00	\$128.00	\$220.00		\$0.00	\$220.00	
	<b>\$130,853.00</b>	<b>\$142,338.00</b>	<b>\$155,593.00</b>	<b>\$163,320.00</b>	<b>\$86,489.00</b>	<b>\$172,967.00</b>	<b>\$0.00</b>	<b>\$9,647.00</b>	<b>\$172,967.00</b>	5.91%
<b>Supplies</b>										
Office Supplies	\$298.00	\$409.00	\$300.00	\$300.00	\$440.00	\$300.00		\$0.00	\$300.00	
Motor Fuels & Lubricants	\$2,813.00	\$2,384.00	\$13,890.00	\$5,400.00	\$3,820.00	\$7,500.00		\$2,100.00	\$7,500.00	
Operating Supplies-Animal Feed	\$1,405.00	\$2,561.00	\$2,580.00	\$2,550.00	\$1,707.00	\$2,550.00		\$0.00	\$2,550.00	
Repair & Maintenance Supplies	\$32,523.00	\$21,706.00	\$12,452.00	\$17,375.00	\$8,488.00	\$17,375.00		\$0.00	\$17,375.00	
Safety Program Fees	\$161.00	\$346.00	\$182.00	\$700.00	\$49.00	\$700.00		\$0.00	\$700.00	
	<b>\$37,200.00</b>	<b>\$27,406.00</b>	<b>\$29,404.00</b>	<b>\$26,325.00</b>	<b>\$14,504.00</b>	<b>\$28,425.00</b>	<b>\$0.00</b>	<b>\$2,100.00</b>	<b>\$28,425.00</b>	7.98%
<b>Services</b>										
Cell Phone Reimb	\$0.00	\$115.00	\$27.00	\$0.00	\$0.00	\$0.00		\$0.00	\$0.00	
Schools, Meeting & Travel Exp	\$0.00	\$0.00	\$0.00	\$200.00	\$0.00	\$200.00		\$0.00	\$200.00	
Insurance	\$11,221.00	\$10,990.00	\$9,959.00	\$11,000.00	\$5,703.00	\$9,000.00		-\$2,000.00	\$9,000.00	
Utilities	\$8,630.00	\$9,748.00	\$9,355.00	\$8,250.00	\$5,015.00	\$9,000.00		\$750.00	\$9,000.00	
	<b>\$19,851.00</b>	<b>\$20,853.00</b>	<b>\$19,341.00</b>	<b>\$19,450.00</b>	<b>\$10,718.00</b>	<b>\$18,200.00</b>	<b>\$0.00</b>	<b>-\$1,250.00</b>	<b>\$18,200.00</b>	-6.43%
<b>Maintenance</b>										
Equipment Repair & Maintenance	\$11,212.00	\$7,232.00	-\$1,228.00	\$11,000.00	\$6,394.00	\$11,000.00		\$0.00	\$11,000.00	
Fish Purchases	\$1,500.00	\$1,500.00	\$1,500.00	\$1,500.00	\$1,500.00	\$1,500.00		\$0.00	\$1,500.00	
Dues and Subscriptions	\$285.00	\$365.00	\$795.00	\$400.00	\$155.00	\$650.00		\$250.00	\$650.00	
	<b>\$12,997.00</b>	<b>\$9,097.00</b>	<b>\$1,067.00</b>	<b>\$12,900.00</b>	<b>\$8,049.00</b>	<b>\$13,150.00</b>	<b>\$0.00</b>	<b>\$250.00</b>	<b>\$13,150.00</b>	1.94%
<b>Capital Outlay</b>										
Leaf River Trail Expense	\$0.00	\$0.00	\$7,757.00	\$0.00	\$8,897.00	\$0.00		\$0.00	\$0.00	
	<b>\$0.00</b>	<b>\$0.00</b>	<b>\$7,757.00</b>	<b>\$0.00</b>	<b>\$8,897.00</b>	<b>\$0.00</b>	<b>\$0.00</b>	<b>\$0.00</b>	<b>\$0.00</b>	#DIV/0!
	<b>\$200,901.00</b>	<b>\$199,694.00</b>	<b>\$213,162.00</b>	<b>\$221,995.00</b>	<b>\$128,657.00</b>	<b>\$232,742.00</b>	<b>\$0.00</b>	<b>\$10,747.00</b>	<b>\$232,742.00</b>	4.84%
<b>PARK ADVISORY BOARD MONEY</b>										
<b>Supplies</b>										
Trees & Landscaping	\$110.00	\$770.00	\$1,400.00	\$1,000.00	\$1,120.00	\$1,200.00		\$200.00	\$1,200.00	
Flowers	\$2,800.00	\$2,800.00	\$2,000.00	\$3,000.00	\$2,000.00	\$3,000.00		\$0.00	\$3,000.00	
	<b>\$2,910.00</b>	<b>\$3,570.00</b>	<b>\$3,400.00</b>	<b>\$4,000.00</b>	<b>\$3,120.00</b>	<b>\$4,200.00</b>	<b>\$0.00</b>	<b>\$200.00</b>	<b>\$4,200.00</b>	5.00%
<b>Services</b>										
Printing & Plaques	\$0.00	-\$10.00	-\$60.00	\$100.00	-\$30.00	\$100.00		\$0.00	\$100.00	
	<b>\$0.00</b>	<b>-\$10.00</b>	<b>-\$60.00</b>	<b>\$100.00</b>	<b>-\$30.00</b>	<b>\$100.00</b>	<b>\$0.00</b>	<b>\$0.00</b>	<b>\$100.00</b>	0.00%
	<b>\$2,910.00</b>	<b>\$3,560.00</b>	<b>\$3,340.00</b>	<b>\$4,100.00</b>	<b>\$3,090.00</b>	<b>\$4,300.00</b>	<b>\$0.00</b>	<b>\$200.00</b>	<b>\$4,300.00</b>	4.88%
<b>LIBRARY</b>										
<b>Salaries and Benefits</b>										
Salaries Full Time Regular	\$10,233.00	\$10,790.00	\$11,858.00	\$12,200.00	\$8,114.00	\$12,809.00		\$609.00	\$12,809.00	

**CITY OF WADENA  
2024 GENERAL FUND  
PROPOSED BUDGET EXPENDITURES**

Account Description	2020 Actual	2021 Actual	2022 Actual	2023 Budget	2023 Amount as of 8/31/23	2024 Proposed Budget	Mtg/Work Session Revisions	Proposed Difference 2023-2024	2024 Budget	% Change in Budget
<b>Salaries Full Time Overtime</b>	\$0.00	\$0.00	\$0.00	\$0.00	\$0.00	\$0.00		\$0.00	\$0.00	
PERA	\$762.00	\$801.00	\$881.00	\$915.00	\$601.00	\$915.00		\$0.00	\$915.00	
FICA	\$621.00	\$673.00	\$866.00	\$950.00	\$599.00	\$950.00		\$0.00	\$950.00	
Health Insurance	\$2,924.00	\$2,833.00	\$2,399.00	\$2,825.00	\$1,443.00	\$2,273.00		-\$552.00	\$2,273.00	
Life Insurance	\$42.00	\$42.00	\$39.00	\$45.00	\$27.00	\$45.00		\$0.00	\$45.00	
	<b>\$14,582.00</b>	<b>\$15,139.00</b>	<b>\$16,043.00</b>	<b>\$16,935.00</b>	<b>\$10,784.00</b>	<b>\$16,992.00</b>	<b>\$0.00</b>	<b>\$57.00</b>	<b>\$16,992.00</b>	0.34%
<b>Supplies</b>										
Office Supplies	\$643.00	\$484.00	\$1,190.00	\$1,500.00	\$429.00	\$2,000.00		\$500.00	\$2,000.00	
Cleaning & Maint Supplies	\$912.00	\$812.00	\$1,409.00	\$1,000.00	\$881.00	\$1,500.00		\$500.00	\$1,500.00	
Building Repair & Maintenance	\$1,157.00	\$2,004.00	\$1,025.00	\$750.00	\$717.00	\$2,000.00		\$1,250.00	\$2,000.00	
Library Supplies & Programming	\$1,016.00	\$1,143.00	\$1,025.00	\$1,500.00	\$842.00	\$3,000.00	-\$1,500.00	\$0.00	\$1,500.00	
Library Books & Material Capital	\$3,000.00	\$0.00	\$0.00	\$1,000.00	\$0.00	\$1,000.00		\$0.00	\$1,000.00	
	<b>\$6,728.00</b>	<b>\$4,443.00</b>	<b>\$4,649.00</b>	<b>\$5,750.00</b>	<b>\$2,869.00</b>	<b>\$9,500.00</b>	<b>-\$1,500.00</b>	<b>\$2,250.00</b>	<b>\$8,000.00</b>	39.13%
<b>Services</b>										
Printing, Publishing & Advertising	\$147.00	\$16.00	\$345.00	\$1,000.00	-\$8.00	\$1,000.00		\$0.00	\$1,000.00	
Insurance	\$1,769.00	\$1,647.00	\$1,528.00	\$2,000.00	\$1,581.00	\$2,000.00		\$0.00	\$2,000.00	
Utilities	\$7,013.00	\$10,769.00	\$7,134.00	\$13,000.00	\$6,078.00	\$14,000.00		\$1,000.00	\$14,000.00	
	<b>\$8,929.00</b>	<b>\$12,432.00</b>	<b>\$9,007.00</b>	<b>\$16,000.00</b>	<b>\$7,651.00</b>	<b>\$17,000.00</b>	<b>\$0.00</b>	<b>\$1,000.00</b>	<b>\$17,000.00</b>	6.25%
<b>Maintenance</b>										
Equipment Maintenance	\$1,186.00	\$1,130.00	\$1,154.00	\$1,000.00	\$915.00	\$500.00		-\$500.00	\$500.00	
Automation Maintenance Fees	\$1,374.00	\$1,374.00	\$1,374.00	\$1,375.00	\$1,374.00	\$1,374.00		-\$1.00	\$1,374.00	
Dues and Subscriptions	\$1,626.00	\$1,029.00	\$1,228.00	\$1,500.00	\$1,155.00	\$1,500.00		\$0.00	\$1,500.00	
Kitchigami Regional Library	\$70,945.00	\$68,843.00	\$74,000.00	\$76,220.00	\$38,110.00	\$89,400.00		\$13,180.00	\$89,400.00	
	<b>\$75,131.00</b>	<b>\$72,376.00</b>	<b>\$77,756.00</b>	<b>\$80,095.00</b>	<b>\$41,554.00</b>	<b>\$92,774.00</b>	<b>\$0.00</b>	<b>\$12,679.00</b>	<b>\$92,774.00</b>	15.83%
<b>Debt</b>										
Library Gifts & Donations Expense	\$50.00	\$839.00	\$1,865.00	\$0.00	\$4,517.00	\$0.00		\$0.00	\$0.00	
	<b>\$50.00</b>	<b>\$839.00</b>	<b>\$1,865.00</b>	<b>\$0.00</b>	<b>\$4,517.00</b>	<b>\$0.00</b>	<b>\$0.00</b>	<b>\$0.00</b>	<b>\$0.00</b>	0.00%
	<b>\$105,420.00</b>	<b>\$105,229.00</b>	<b>\$109,320.00</b>	<b>\$118,780.00</b>	<b>\$67,375.00</b>	<b>\$136,266.00</b>	<b>-\$1,500.00</b>	<b>\$15,986.00</b>	<b>\$134,766.00</b>	13.46%
<b>BOND PAYMENTS</b>										
<b>Debt</b>										
Bond Principal	\$0.00	\$81,000.00	\$86,000.00	\$174,000.00	\$174,000.00	\$186,000.00		\$12,000.00	\$186,000.00	
Bond Interest	\$14,444.00	\$21,614.00	\$52,959.00	\$58,550.00	\$58,572.00	\$55,242.00		-\$3,308.00	\$55,242.00	
Bond Agent Fees	\$0.00	\$0.00	\$495.00	\$0.00	\$495.00	\$0.00		\$0.00	\$0.00	
	<b>\$14,444.00</b>	<b>\$102,614.00</b>	<b>\$139,454.00</b>	<b>\$232,550.00</b>	<b>\$233,067.00</b>	<b>\$241,242.00</b>	<b>\$0.00</b>	<b>\$8,692.00</b>	<b>\$241,242.00</b>	3.74%
	<b>\$14,444.00</b>	<b>\$102,614.00</b>	<b>\$139,454.00</b>	<b>\$232,550.00</b>	<b>\$233,067.00</b>	<b>\$241,242.00</b>	<b>\$0.00</b>	<b>\$8,692.00</b>	<b>\$241,242.00</b>	3.74%
<b>AIRPORT</b>										
<b>Salaries and Benefits</b>										
Salaries Full Time Regular	\$19,542.00	\$16,851.00	\$19,274.00	\$19,100.00	\$14,761.00	\$20,055.00		\$955.00	\$20,055.00	
Salaries Full Time Overtime	\$237.00	\$961.00	\$560.00	\$550.00	\$311.00	\$550.00		\$0.00	\$550.00	
Salaries Part Time Regular	\$71.00	\$0.00	\$19.00	\$0.00	\$0.00	\$0.00		\$0.00	\$0.00	
Contracted Services	\$0.00	\$0.00	\$0.00	\$0.00	\$0.00	\$0.00		\$0.00	\$0.00	
PERA	\$1,478.00	\$1,326.00	\$1,482.00	\$1,475.00	\$1,124.00	\$1,475.00		\$0.00	\$1,475.00	
FICA	\$1,389.00	\$1,275.00	\$1,425.00	\$1,500.00	\$1,073.00	\$1,500.00		\$0.00	\$1,500.00	
Health Insurance	\$4,016.00	\$3,986.00	\$4,110.00	\$3,375.00	\$3,365.00	\$4,085.00		\$710.00	\$4,085.00	
Life Insurance	\$56.00	\$46.00	\$47.00	\$30.00	\$42.00	\$30.00		\$0.00	\$30.00	
	<b>\$26,789.00</b>	<b>\$24,445.00</b>	<b>\$26,917.00</b>	<b>\$26,030.00</b>	<b>\$20,676.00</b>	<b>\$27,695.00</b>	<b>\$0.00</b>	<b>\$1,665.00</b>	<b>\$27,695.00</b>	6.40%
<b>Supplies</b>										
Cleaning Supplies	\$0.00	\$0.00	\$0.00	\$0.00	\$0.00	\$0.00		\$0.00	\$0.00	
Motor Fuels & Lubricants	\$2,392.00	\$3,692.00	\$4,067.00	\$3,300.00	\$2,903.00	\$4,500.00		\$1,200.00	\$4,500.00	
Fuel Purchases For Resale	\$6,272.00	\$17,074.00	\$10,890.00	\$22,000.00	\$18,579.00	\$20,000.00		-\$2,000.00	\$20,000.00	
Repair & Maintenance Supplies	\$8,096.00	\$10,768.00	\$11,367.00	\$11,000.00	\$5,062.00	\$11,000.00		\$0.00	\$11,000.00	
Grant Expenses	\$0.00	\$0.00	\$0.00	\$0.00	\$0.00	\$0.00		\$0.00	\$0.00	
	<b>\$16,760.00</b>	<b>\$31,534.00</b>	<b>\$26,324.00</b>	<b>\$36,300.00</b>	<b>\$26,544.00</b>	<b>\$35,500.00</b>	<b>\$0.00</b>	<b>-\$800.00</b>	<b>\$35,500.00</b>	-2.20%
<b>Services</b>										
Telephone	\$1,564.00	\$1,277.00	\$1,435.00	\$1,500.00	\$783.00	\$1,500.00		\$0.00	\$1,500.00	
Schools, Meeting & Travel Exp	\$160.00	\$0.00	\$0.00	\$400.00	\$0.00	\$400.00		\$0.00	\$400.00	
Advertising	\$0.00	\$0.00	\$0.00	\$0.00	\$0.00	\$0.00		\$0.00	\$0.00	
Insurance	\$5,680.00	\$5,005.00	\$5,619.00	\$6,000.00	\$3,920.00	\$6,000.00		\$0.00	\$6,000.00	
Utilities	\$11,174.00	\$12,607.00	\$14,032.00	\$13,200.00	\$7,546.00	\$14,500.00		\$1,300.00	\$14,500.00	
	<b>\$18,578.00</b>	<b>\$18,889.00</b>	<b>\$21,086.00</b>	<b>\$21,100.00</b>	<b>\$12,249.00</b>	<b>\$22,400.00</b>	<b>\$0.00</b>	<b>\$1,300.00</b>	<b>\$22,400.00</b>	6.16%
<b>Maintenance</b>										
Equipment Repair & Maintenance	\$12,456.00	\$7,833.00	\$14,559.00	\$11,000.00	\$3,143.00	\$11,000.00		\$0.00	\$11,000.00	
Dues and Subscriptions	\$950.00	\$950.00	\$150.00	\$1,000.00	\$550.00	\$1,000.00		\$0.00	\$1,000.00	
	<b>\$13,406.00</b>	<b>\$8,783.00</b>	<b>\$14,709.00</b>	<b>\$12,000.00</b>	<b>\$3,693.00</b>	<b>\$12,000.00</b>	<b>\$0.00</b>	<b>\$0.00</b>	<b>\$12,000.00</b>	0.00%
	<b>\$75,533.00</b>	<b>\$83,651.00</b>	<b>\$89,036.00</b>	<b>\$95,430.00</b>	<b>\$63,162.00</b>	<b>\$97,595.00</b>	<b>\$0.00</b>	<b>\$2,165.00</b>	<b>\$97,595.00</b>	2.27%
<b>UNALLOCATED</b>										
<b>Maintenance</b>										
Donation Clearing Account	\$2,135.00	-\$1,310.00	-\$73,067.00	\$0.00	-\$46,263.00	\$0.00		\$0.00	\$0.00	
Donations & Special Projects	\$981.00	\$419.00	\$181.00	\$1,000.00	\$0.00	\$1,000.00		\$0.00	\$1,000.00	
	<b>\$3,116.00</b>	<b>-\$891.00</b>	<b>-\$72,886.00</b>	<b>\$1,000.00</b>	<b>-\$46,263.00</b>	<b>\$1,000.00</b>	<b>\$0.00</b>	<b>\$0.00</b>	<b>\$1,000.00</b>	0.00%
	<b>\$3,116.00</b>	<b>-\$891.00</b>	<b>-\$72,886.00</b>	<b>\$1,000.00</b>	<b>-\$46,263.00</b>	<b>\$1,000.00</b>	<b>\$0.00</b>	<b>\$0.00</b>	<b>\$1,000.00</b>	0.00%
<b>DEVELOPMENT AUTHORITY</b>										
<b>Salaries and Benefits</b>										
Salaries Full Time Regular	\$55,758.00	\$57,962.00	\$60,507.00	\$59,525.00	\$41,513.00	\$65,291.00		\$5,766.00	\$65,291.00	
Contracted Services	\$685.00	\$2,400.00	\$0.00	\$0.00	\$0.00	\$0.00		\$0.00	\$0.00	
PERA	\$4,165.00	\$4,371.00	\$4,574.00	\$4,465.00	\$3,121.00	\$4,778.00		\$313.00	\$4,778.00	
FICA	\$4,108.00	\$4,315.00	\$4,519.00	\$4,550.00	\$3,078.00	\$4,874.00		\$324.00	\$4,874.00	
Health Insurance	\$6,602.00	\$7,182.00	\$7,752.00	\$6,825.00	\$4,780.00	\$7,273.00		\$448.00	\$7,273.00	
Life Insurance	\$129.00	\$129.00	\$129.00	\$130.00	\$86.00	\$130.00		\$0.00	\$130.00	
	<b>\$71,447.00</b>	<b>\$76,359.00</b>	<b>\$77,481.00</b>	<b>\$75,495.00</b>	<b>\$52,578.00</b>	<b>\$82,346.00</b>	<b>\$0.00</b>	<b>\$6,851.00</b>	<b>\$82,346.00</b>	9.07%
<b>Supplies</b>										
Office Supplies	\$737.00	\$969.00	\$1,868.00	\$1,500.00	\$2,368.00	\$1,600.00		\$100.00	\$1,600.00	
	<b>\$737.00</b>	<b>\$969.00</b>	<b>\$1,868.00</b>	<b>\$1,500.00</b>	<b>\$2,368.00</b>	<b>\$1,600.00</b>	<b>\$0.00</b>	<b>\$100.00</b>	<b>\$1,600.00</b>	6.67%
<b>Services</b>										
Legal Fees	\$1,595.00	\$263.00	\$1,989.00	\$1,000.00	\$895.00	\$1,500.00		\$500.00	\$1,500.00	
Telephone Expense	\$1,260.00	\$1,049.00	\$1,213.00	\$1,200.00	\$649.00	\$1,100.00		-\$100.00	\$1,100.00	

**CITY OF WADENA  
2024 GENERAL FUND  
PROPOSED BUDGET EXPENDITURES**

Account Description	2020 Actual	2021 Actual	2022 Actual	2023 Budget	2023 Amount as of 8/31/23	2024 Proposed Budget	Mtg/Work Session Revisions	Proposed Difference 2023-2024	2024 Budget	% Change in Budget
Postage	\$0.00	\$0.00	\$0.00	\$100.00	\$0.00	\$100.00		\$0.00	\$100.00	
Schools, Meeting & Travel Exp	\$3,326.00	\$1,429.00	\$3,322.00	\$6,000.00	\$1,386.00	\$6,000.00		\$0.00	\$6,000.00	
Advertising Expense	\$3,267.00	\$5,155.00	\$5,313.00	\$8,000.00	\$5,855.00	\$8,000.00		\$0.00	\$8,000.00	
Printing & Publishing	\$354.00	\$0.00	\$46.00	\$300.00	\$450.00	\$300.00		\$0.00	\$300.00	
Insurance	\$292.00	\$343.00	\$308.00	\$400.00	\$245.00	\$400.00		\$0.00	\$400.00	
	<b>\$10,094.00</b>	<b>\$8,239.00</b>	<b>\$12,191.00</b>	<b>\$17,000.00</b>	<b>\$9,480.00</b>	<b>\$17,400.00</b>	<b>\$0.00</b>	<b>\$400.00</b>	<b>\$17,400.00</b>	2.35%
<b>Maintenance</b>										
Equipment Leases	\$0.00	\$0.00	\$0.00	\$0.00	\$0.00	\$0.00		\$0.00	\$0.00	
Clothing	\$216.00	\$150.00	\$0.00	\$300.00	\$65.00	\$300.00		\$0.00	\$300.00	
Dues and Subscriptions	\$1,500.00	\$485.00	\$1,885.00	\$2,400.00	\$0.00	\$2,400.00		\$0.00	\$2,400.00	
	<b>\$1,716.00</b>	<b>\$635.00</b>	<b>\$1,885.00</b>	<b>\$2,700.00</b>	<b>\$65.00</b>	<b>\$2,700.00</b>	<b>\$0.00</b>	<b>\$0.00</b>	<b>\$2,700.00</b>	0.00%
	<b>\$83,994.00</b>	<b>\$86,202.00</b>	<b>\$93,425.00</b>	<b>\$96,695.00</b>	<b>\$64,491.00</b>	<b>\$104,046.00</b>	<b>\$0.00</b>	<b>\$7,351.00</b>	<b>\$104,046.00</b>	7.60%
<b>CAPITAL PURCHASES</b>										
<b>Capital Outlay</b>										
City Buildings	\$0.00	\$0.00	\$0.00	\$10,000.00	\$10,000.00	\$15,000.00		\$5,000.00	\$15,000.00	
Police Motor Vehicles	\$42,027.00	\$41,418.00	\$0.00	\$0.00	\$0.00	\$0.00		\$0.00	\$0.00	
Police Leased Vehicles	\$0.00	\$0.00	\$0.00	\$32,000.00	\$32,000.00	\$32,000.00		\$0.00	\$32,000.00	
Police Tasers, Radios	\$30,887.00	\$17,072.00	\$0.00	\$0.00	\$0.00	\$0.00	\$8,687.00	\$8,687.00	\$8,687.00	
Fire Motor Vehicles	\$378,110.00	\$27.00	\$0.00	\$8,500.00	\$8,500.00	\$15,000.00		\$6,500.00	\$15,000.00	
Fire Other Equipment	\$0.00	\$10,975.00	\$0.00	\$5,000.00	\$5,000.00	\$5,000.00		\$0.00	\$5,000.00	
Street Shop Heavy Mach/Equip	\$145,175.00	\$0.00	\$0.00	\$10,000.00	\$10,000.00	\$60,000.00	\$37,000.00	\$87,000.00	\$97,000.00	
Street Shop Motor Vehicles	\$0.00	\$0.00	\$0.00	\$10,000.00	\$10,000.00	\$20,000.00		\$10,000.00	\$20,000.00	
Street Shop Office Equip & Furnishings	\$0.00	\$0.00	\$0.00	\$0.00	\$0.00	\$0.00		\$0.00	\$0.00	
Street Shop Other Equipment	\$0.00	\$20,000.00	\$0.00	\$0.00	\$0.00	\$10,000.00		\$10,000.00	\$10,000.00	
Snow & Ice Other Equipment	\$7,660.00	\$69,100.00	\$0.00	\$5,000.00	\$5,000.00	\$25,000.00		\$20,000.00	\$25,000.00	
Entrance Signs	\$0.00	\$0.00	\$0.00	\$0.00	\$0.00	\$2,500.00		\$2,500.00	\$2,500.00	
Playgrounds Equip	\$0.00	\$0.00	\$0.00	\$10,000.00	\$10,000.00	\$10,000.00		\$0.00	\$10,000.00	
Playgrounds Kiddie Pool Sprinklers	\$0.00	\$0.00	\$0.00	\$0.00	\$0.00	\$0.00		\$0.00	\$0.00	
Playgrounds Other Capital	\$0.00	\$0.00	\$0.00	\$0.00	\$0.00	\$5,000.00		\$5,000.00	\$5,000.00	
Wading Pool Splash Park	\$0.00	\$0.00	\$0.00	\$0.00	\$0.00	\$1,000.00		\$1,000.00	\$1,000.00	
Campground Sunnybrook Improv	\$0.00	\$0.00	\$0.00	\$5,000.00	\$5,000.00	\$5,000.00		\$0.00	\$5,000.00	
Parks Buildings & Structures	\$16,184.00	\$27,399.00	\$0.00	\$0.00	\$0.00	\$10,000.00		\$10,000.00	\$10,000.00	
Parks Leaf River Trail Improv	\$0.00	\$0.00	\$0.00	\$0.00	\$0.00	\$15,000.00		\$15,000.00	\$15,000.00	
Parks Other Equipment	\$0.00	\$70,387.00	\$0.00	\$0.00	\$0.00	\$0.00	\$3,000.00	\$3,000.00	\$3,000.00	
Library Building	\$0.00	\$0.00	\$0.00	\$0.00	\$0.00	\$0.00		\$0.00	\$0.00	
Library Office Equip & Furnishings	\$0.00	\$1,950.00	\$0.00	\$0.00	\$0.00	\$0.00		\$0.00	\$0.00	
Airport Equipment	\$721,353.00	\$109,309.00	\$0.00	\$7,500.00	\$7,500.00	\$12,500.00		\$5,000.00	\$12,500.00	
	<b>\$1,341,396.00</b>	<b>\$367,637.00</b>	<b>\$0.00</b>	<b>\$103,000.00</b>	<b>\$103,000.00</b>	<b>\$243,000.00</b>	<b>\$48,687.00</b>	<b>\$188,687.00</b>	<b>\$291,687.00</b>	183.19%
	<b>\$1,341,396.00</b>	<b>\$367,637.00</b>	<b>\$0.00</b>	<b>\$103,000.00</b>	<b>\$103,000.00</b>	<b>\$243,000.00</b>	<b>\$48,687.00</b>	<b>\$188,687.00</b>	<b>\$291,687.00</b>	183.19%
<b>HEALTH INSURANCE</b>										
<b>Salaries and Benefits</b>										
Health Insurance Expense	\$7.00	-\$620.00	\$0.00	\$0.00	\$500.00	\$0.00		\$0.00	\$0.00	
	<b>\$7.00</b>	<b>-\$620.00</b>	<b>\$0.00</b>	<b>\$0.00</b>	<b>\$500.00</b>	<b>\$0.00</b>	<b>\$0.00</b>	<b>\$0.00</b>	<b>\$0.00</b>	0.00%
	<b>\$7.00</b>	<b>-\$620.00</b>	<b>\$0.00</b>	<b>\$0.00</b>	<b>\$500.00</b>	<b>\$0.00</b>	<b>\$0.00</b>	<b>\$0.00</b>	<b>\$0.00</b>	0.00%
<b>INTEREST EXPENSE</b>										
<b>Salaries and Benefits</b>										
Interest Expense	\$728.00	\$989.00	\$688.00	\$1,000.00	\$35.00	\$0.00		-\$1,000.00	\$0.00	
	<b>\$728.00</b>	<b>\$989.00</b>	<b>\$688.00</b>	<b>\$1,000.00</b>	<b>\$35.00</b>	<b>\$0.00</b>	<b>\$0.00</b>	<b>-\$1,000.00</b>	<b>\$0.00</b>	-100.00%
	<b>\$728.00</b>	<b>\$989.00</b>	<b>\$688.00</b>	<b>\$1,000.00</b>	<b>\$35.00</b>	<b>\$0.00</b>	<b>\$0.00</b>	<b>-\$1,000.00</b>	<b>\$0.00</b>	-100.00%
<b>TRANSFERS OUT</b>										
<b>Debt</b>										
Transfer to WDA Tax Levy	\$16,291.00	\$4,718.00	\$53,145.00	\$0.00	\$81,472.00	\$44,000.00		\$44,000.00	\$44,000.00	
Transfer to Wellness Fund	\$256,439.00	\$150,000.00	\$150,000.00	\$125,000.00	\$83,340.00	\$125,000.00		\$0.00	\$125,000.00	
Transfer for Admin Fines Collection	\$0.00	\$0.00	\$0.00	\$0.00	\$1,140.00	\$8,000.00		\$8,000.00	\$8,000.00	
Transfer to CPF	\$23,731.00	\$44,698.00	\$0.00	\$0.00	\$0.00	\$0.00		\$0.00	\$0.00	
Transfer of GFA Account	\$209,483.00	\$0.00	\$0.00	\$0.00	\$90,552.00	\$0.00		\$0.00	\$0.00	
	<b>\$505,944.00</b>	<b>\$199,416.00</b>	<b>\$203,145.00</b>	<b>\$125,000.00</b>	<b>\$256,504.00</b>	<b>\$177,000.00</b>	<b>\$0.00</b>	<b>\$52,000.00</b>	<b>\$177,000.00</b>	41.60%
	<b>\$505,944.00</b>	<b>\$199,416.00</b>	<b>\$203,145.00</b>	<b>\$125,000.00</b>	<b>\$256,504.00</b>	<b>\$177,000.00</b>	<b>\$0.00</b>	<b>\$52,000.00</b>	<b>\$177,000.00</b>	41.60%
<b>Total General Fund</b>	<b>\$4,813,162.00</b>	<b>\$3,670,349.00</b>	<b>\$3,354,672.00</b>	<b>\$3,673,815.00</b>	<b>\$2,660,000.00</b>	<b>\$4,084,098.00</b>	<b>\$38,500.00</b>	<b>\$448,783.00</b>	<b>\$4,122,598.00</b>	12.22%



**Legislative History**

Agenda date: September 12, 2023

Action:

Vote:

Yes:	No:	Absent:

**CITY OF WADENA, MINNESOTA**

**Resolution No. 2023-29**

**A Resolution Authorizing the 2024 Wadena Development Authority Mandatory Tax Levy**

**Whereas**, pursuant to Minnesota Statute 469.053, Subdivision 4, the Wadena Development Authority requests the City levy a mandatory tax in the year 2024.

**Whereas**, the Wadena Development Authority board of directors approved said levy at their September 7, 2023, meeting.

**Now Therefore be it Resolved**, by the City Council that the City is authorized, for the benefit of the Wadena Development Authority, to levy a tax in the amount of 0.01813% of the estimated market value of property in the City of Wadena for collection in the year 2024.

Adopted this twelfth day of September 2023.

\_\_\_\_\_  
George Deiss, Mayor

\_\_\_\_\_  
Kim Schroeder, City Administrator

# Wadena Development Authority

## Resolution of the Board of Directors Certifying Property Tax Levy


- WHEREAS The Wadena Development Authority is organized as a Port Authority under Minnesota Statutes, and;
- WHEREAS Minnesota Statutes Part 469.053 Subdivision 4 grant Port Authorities the authority to levy property tax, and;
- WHEREAS The Wadena Development Authority board of directors approved said levy at their meeting on September 7th, 2023 and;
- WHEREAS The Wadena Development Authority is required to certify to the Wadena County Auditor and the Otter Tail County Auditor their intention to levy said tax, and;
- WHEREAS The rate shall be the maximum rate of 0.01813 percent of taxable market value as allowed by Minnesota Statute Part 469.053 Subdivision 4;

THEREFORE, Be it resolved that the Mandatory Levy be executed pursuant to Minnesota Statutes Part 469.053 Subdivision 4.

Adopted this 7th day of September, 2023 by the Board of Directors of the Wadena Development Authority.



George Deiss, President  
Wadena Development Authority

Attest:   
Dean Uselman, Secretary/Executive  
Director Wadena Development Authority



**Legislative History**

Agenda date: September 12, 2023

Action:

Vote:

Yes:	No:	Absent:

**CITY OF WADENA, MINNESOTA**

**Resolution No. 2023-30**

**A Resolution Authorizing the 2024 Wadena Development Authority Discretionary Tax Levy**

**Whereas**, pursuant to Minnesota Statute 463.053, Subdivision 6, the Wadena Development Authority requests the City levy a discretionary tax in the year 2024.

**Whereas**, the Wadena Development Authority board of directors approved said levy at their September 7, 2023, meeting.

**Now Therefore be it Resolved**, by the City Council that the City is authorized, for the benefit of the Wadena Development Authority, to levy a tax in the amount of 0.00282% of the estimated market value of property in the City of Wadena for collection in the year 2024.

**Be it Further Resolved**, that the tax enables the Development Authority to carry out efficiently and in the public interest Minnesota Statutes 469.048 to 469.068, to create and develop industrial development district, and to perform other activities as determined by the Development Authority to be in the public’s best interest.

Adopted this twelfth day of September 2023.

\_\_\_\_\_  
George Deiss, Mayor

\_\_\_\_\_  
Kim Schroeder, City Administrator


**Wadena Development Authority**

**Resolution of the Board of Directors  
Certifying Discretionary Property Tax Levy**

- WHEREAS The Wadena Development Authority is organized as a Port Authority under Minnesota Statutes, and;
  - WHEREAS Minnesota Statutes Part 469.053 Subdivision 6 grant Port Authorities the authority to request a discretionary property tax levy, and;
  - WHEREAS The Wadena Development Authority board of directors approved said levy at their meeting on September 7, 2023 and;
  - WHEREAS The Wadena Development Authority is required to certify to the Wadena County Auditor and the Otter Tail County Auditor their request to levy said tax, and;
  - WHEREAS The rate shall be the maximum rate of 0.00282 percent of taxable market value as allowed by Minnesota Statute Part 469.053 Subdivision 6;
- THEREFORE, Be it resolved that the Discretionary Levy be executed pursuant to Minnesota Statutes Part 469.053 Subdivision 6.

Adopted this 7<sup>th</sup> day of September, 2023 by the Board of Directors of the Wadena Development Authority.

  
\_\_\_\_\_  
George Deiss, President  
Wadena Development Authority

Attest:   
\_\_\_\_\_  
Dean Uselman, Secretary/Executive  
Director Wadena Development Authority



**Legislative History**

Agenda date: September 12, 2023

Action:

Vote:

Yes:	No:	Absent:

**CITY OF WADENA, MINNESOTA**

**Resolution No. 2023-31**

**A Resolution Approving the 2024 Wadena Housing and Redevelopment Authority Tax Levy**

**Now Therefore be it Resolved**, by the City Council that the Wadena Housing and Redevelopment Authority is authorized to levy 0.0144% of taxable market value of property in the City of Wadena for collections in the year 2024.

**Be it Further Resolved**, that the generated funds are used to address the City of Wadena and the Housing and Redevelopment Authority housing related programs and redevelopment projects, pursuant to Minnesota Statute 469.003.

Adopted this twelfth day of September 2023.

\_\_\_\_\_  
George Deiss, Mayor

\_\_\_\_\_  
Kim Schroeder, City Administrator



**Legislative History**

Agenda date: September 12, 2023

Action:

Vote:

Yes:	No:	Absent:

**CITY OF WADENA, MINNESOTA**

**Resolution No. 2023-32**

**A Resolution Approving a Conditional Use Permit to Construct Retail Diesel Fuel Pumps, Underground Storage Tanks and Canopy within the Central Business (CB) Zoning District as Required in the City of Wadena Code of Ordinances Chapter 152.28 C-6 for Parcel 22-300-0270, Located at 117 Jefferson Street N, Wadena, MN**

**Whereas**, the City of Wadena received a conditional use permit request from Gary Brant, Vice President of Operations, Holiday Stationstores, LLC for the proposed use of parcel 22-300-0270;

**Whereas**, the application requests a conditional use from Chapter 152.28 C-6 to allow retail fuel service station and related convenience goods;

**Whereas**, on August 29, 2023, the Planning Commission held the required public hearing and passed a motion to recommend to the City Council that the Conditional Use Permit be granted;

**Whereas**, Wadena Code of Ordinances Chapter 152.07 provides the City Council with the authority to grant conditional use permits; and

**Whereas**, the City Council determines the following:

1. The owner is proposing to use the property in a reasonable manner.
2. The proposed use is allowed if granted a conditional use permit.
3. The activity will not be detrimental to public health and safety or alter the nature of the CB District or the neighborhood.

**Now therefore be it resolved**, by the Wadena City Council that the conditional use permit, as requested, is granted with the following conditions:

1. Any construction must comply with Wadena City Code.

Adopted this twelfth day of September 2023.

\_\_\_\_\_  
George Deiss, Mayor

\_\_\_\_\_  
Kim Schroeder, City Administrator

## City of Wadena

**Subject:** Holiday Gas Station, Conditional Use

**From:** Dean Uselman, Planning & Zoning/WDA Director

**Agenda of:** September 12, 2023

**Background Information:**

Holiday Station has submitted a Conditional Use Permit application as required by City Code, to add or expand fuel dispensers and underground fuel storage tanks. The Planning Commission held a public hearing to obtain public comment in support or opposition to the proposed permit. There was no opposition and Wadena P/Z did receive one letter of support. After reviewing the proposal and hearing written comment of support, the Planning Commission voted unanimously to recommend approval of the CUP to the City Council.





CITY OF WADENA
OFFICE OF PLANNING/ZONING DIRECTOR
P.O. Box 30
Wadena, MN 56482

DATE: 08/09/2023
APPLICATION #
APPLICATION FEE - \$325.00
IF APPROVED
FILING FEE - \$46.00

TO: PLANNING/ZONING DIRECTOR
Zoning District: CB

APPLICATION FOR APPROVAL OF A CONDITIONAL USE PERMIT

The undersigned does hereby make application to the Planning/Zoning Director of the City of Wadena, Minnesota for approval of a Conditional Use Permit as per Title XV, Chapter 152, Section 152.07 to use the property herein described:

LOCATION OF PROPERTY:

Legal Description: ALL EXC W 51.68' LOTS 1 AND 2, BLK 3 AND ALL OF LOT 3, BLK 3

Property Address: 117 Jefferson St N, Wadena, MN 56482
Owner/Address: HOLIDAY STATIONSTORES, LLC \*/ 4567 American Blvd West Bloomington, MN 55437
Applicant/Address: HOLIDAY STATIONSTORES, LLC/4567 American Blvd West Bloomington, MN 55437

DESCRIPTION OF REQUEST: Addition of two high speed diesel (HSD) fuel pumps under a fuel canopy and underground diesel and diesel exhaust fluid (DEF) tanks. Additional site improvements include redefining the passenger vehicle parking spaces at the rear of the existing store and adding a trash enclosure to house the existing trash dumpster. Access to the site will remain from Birch Ave and Jefferson Street.

REASON FOR REQUEST: Conditional Use Permit needed for addition of HSD on site adjacent to the existing store.

It is understood that the applicant's fee is the cost incurred by the City of Wadena in the processing of this application. Site Plan showing property lines and location of building is attached.

IN WITNESS THEREOF (I), (WE) have subscribed to the application on this 9th day of August, 2023

Respectfully submitted,

HOLIDAY STATIONSTORES, LLC\*
OWNER
[Signature]
OWNER Gary Brant, Vice President Operations

HOLIDAY STATIONSTORES, LLC
APPLICANT
[Signature]
APPLICANT Gary Brant, Vice President Operations

\*formerly known as Holiday Stationstores, Inc.

**City of Wadena  
Action Memorandum 23-76**

**Subject:** Public Works Dept Mechanic Hire

**From:** Dan Kovar, Public Works Director

**Agenda of:** September 12, 2023

**Background Information:**

Three applications were received and notified for an interview with only two replies. Interviews were held Thursday, August 31, 2023, with Mike Kleinke and Andrew Hillesland.

Dan Kovar, Shawn Swenson, and Kim Schroeder sat in on the panel. The panel deliberated with a unanimous recommendation to hire Mike Kleinke.

He will come in with the experience that allows consideration to offer a pay-scale placement to step 2. Mike is also a current fire department member which qualifies him for the full-time employment and fire member benefits.

Mike has accepted the position.

**Action Requested:**

Approve hiring Mike Kleinke

Status: Full-Time

Position: Mechanic/Maintenance

Salary: Step 2, \$24.17/hour

Effective: Two-week notice or date candidate can begin work

**Council Action:**  **Approved**  
 **Defeated**  
 **Amended:** \_\_\_\_\_

**City of Wadena  
Action Memorandum 23-77**

**Subject:** 2023 Street Overlay Bids

**From:** Dan Kovar, Public Works Director

**Agenda of:** September 12, 2023

**Background Information:**

This project was advertised for two weeks in the local paper and sent to six local contractors requesting bids for overlaying city streets. We received three bids for milling and overlay. These bids to repair are on the following pages. The below prices were calculated using Howards Driveway Inc. pricing since they were the low bidder. All the quantities used for calculations are approximate so the final cost could be slightly more or less.

**ALTERNATE #1:** 2<sup>nd</sup> St SW center 24 feet only from Colfax SW to Emerson SW **\$22,074.20**

**ALTERNATE #2:** Madison Ave SW from Jefferson SW to 4<sup>th</sup> St SW full width **\$77,507.44**

**ALTERNATE #3:** Wedge Lane (Wadena Golf Course) new pavement **\$140,927.24**

There is \$100,000.00 in the 2023 budget for overlay and the city portion from above will be \$99,581.64. The Wedge Lane portion \$41,345.60 will be fully assessed to the property owners.

**Action Requested:**

My recommendation is to use Howard's Driveway Inc. for alternates #1, #2, and #3.

**Council Action:**  **Approved**  
 **Defeated**  
 **Amended:** \_\_\_\_\_

## REQUEST FOR BLACKTOP PLACEMENT 2023

The City of Wadena is accepting written quotes for bituminous overlay of existing pavement on the following listed streets:

### ALTERNATE # 1

On 2<sup>nd</sup> St SW milling outside perimeter 4 feet wide of the center 24 feet and paving the center 24 feet width of street from Colfax Ave SW to Emerson Ave SW,

Approximately 5792 square feet of milling,  
Approximately 16800 square feet of paving,  
1 ¾ inches compacted.

### ALTERNATE #2

On Madison Ave SW milling outside perimeter 4 feet wide and paving full width of street from Jefferson St S to 4<sup>th</sup> St SW.  
(Not through 2<sup>nd</sup> St SW)

Approximately 11456 square feet of milling,  
Approximately 61640 square feet of paving,  
1 ¾ inches compacted.

### ALTERNATE #3

On Wedge Lane (Wadena Golf Course) paving street and cul-de-sack.  
Approximately 8415 square feet of paving  
2.5 inches compacted.  
Final grading done by contractor.

Quote shall include all skilled labor, materials, and equipment necessary to complete the projects as identified below.

This work is to include milling a 4 ft. edge if needed on each side of streets or next to streets that have concrete gutters, as per above listing, to provide a "match line" for the asphalt left in place and placing a 1¾ in. on alternates 1 and 2, and 2.5 inches on alternate 3 compacted bituminous on all streets identified per MN Dept. of Transportation Standard Construction Specifications. Payment for the work shall be made based on a cost per square yard milled and the asphalt based on per ton laid in place. All associated work necessary to complete the project shall be included in the bid prices submitted.

**Asphalt millings will be the property of the City of Wadena and hauled to the old airport property on CSAH 4.**

All work is to be completed as per MN Dept. of Transportation Standard Construction Specifications. Completion of these alternates will be dependent on the bid prices received.

Work to be completed by October 31<sup>st</sup>, 2023. Quotes are to be completed on this proposal form and submitted to the City Administrator, City of Wadena, PO Box 30, Wadena, MN 56482 by 4:30 PM on Thursday August 31st, 2023. Proposals will be reviewed by the Wadena City Council at its September 12<sup>th</sup>, 2023, meeting.

Per square yard blacktop milling \$ 3.09

Per ton quote overlay paving ALTERNATE # 1 \$ 77.47

Per ton quote overlay paving ALTERNATE # 2 \$ 77.47

Per ton quote overlay paving ALTERNATE # 3 \$ 77.47

The project will be awarded to the lowest qualified proposal received for the three alternate projects. The City of Wadena also reserves the right to determine the actual amount of work performed, to reject any or all proposals, and to award the contract as the Council deems in the best interest of the city. The city requires a current valid copy of the contractor's liability insurance policy to be included with the submittal form.

Questions on the project can be directed to Dan Kovar, Public Works Director, City of Wadena, 710 Sunnybrook Rd, Wadena, MN 56482. Phone 218-631-7705 or 218-639-7681

NAME OF CONTRACTOR Howards Driveway Inc

ADDRESS 56700 ch 40 Mergers MN

Signature of Contractor or Representative [Signature]

Date 8-28-23

Work to be completed by October 31<sup>st</sup>, 2023. Quotes are to be completed on this proposal form and submitted to the City Administrator, City of Wadena, PO Box 30, Wadena, MN 56482 by 4:30 PM on Thursday August 31st, 2023. Proposals will be reviewed by the Wadena City Council at its September 12<sup>th</sup>, 2023, meeting.

Per square yard blacktop milling 3<sup>50</sup> PER YARD<sup>2</sup>

Per ton quote overlay paving ALTERNATE # 1 85<sup>80</sup>

Per ton quote overlay paving ALTERNATE # 2 78<sup>63</sup>


Per ton quote overlay paving ALTERNATE # 3 92<sup>53</sup>

The project will be awarded to the lowest qualified proposal received for the three alternate projects. The City of Wadena also reserves the right to determine the actual amount of work performed, to reject any or all proposals, and to award the contract as the Council deems in the best interest of the city. The city requires a current valid copy of the contractor's liability insurance policy to be included with the submittal form.

Questions on the project can be directed to Dan Kovar, Public Works Director, City of Wadena, 710 Sunnybrook Rd, Wadena, MN 56482. Phone 218-631-7705 or 218-639-7681

NAME OF CONTRACTOR PERFORMANCE PAVING & SEALCOATING, LLC

ADDRESS 207 5<sup>TH</sup> ST N DEER CREEK, MN 56527

Signature of Contractor or Representative 

Date 8-30-23

Work to be completed by October 31<sup>st</sup>, 2023. Quotes are to be completed on this proposal form and submitted to the City Administrator, City of Wadena, PO Box 30, Wadena, MN 56482 by 4:30 PM on Thursday August 31<sup>st</sup>, 2023. Proposals will be reviewed by the Wadena City Council at its September 12<sup>th</sup>, 2023, meeting.

Per square yard blacktop milling \$3.37

Per ton quote overlay paving ALTERNATE # 1 \$86<sup>00</sup>

Per ton quote overlay paving ALTERNATE # 2 \$86<sup>00</sup>

Per ton quote overlay paving ALTERNATE # 3 \$86<sup>00</sup>

The project will be awarded to the lowest qualified proposal received for the three alternate projects. The City of Wadena also reserves the right to determine the actual amount of work performed, to reject any or all proposals, and to award the contract as the Council deems in the best interest of the city. The city requires a current valid copy of the contractor's liability insurance policy to be included with the submittal form.

Questions on the project can be directed to Dan Kovar, Public Works Director, City of Wadena, 710 Sunnybrook Rd, Wadena, MN 56482. Phone 218-631-7705 or 218-639-7681

NAME OF CONTRACTOR Ferguson Asphalt Paving Inc

ADDRESS P.O. Box 878 Alexandria mn 56308

Signature of Contractor or Representative Craig Schaefer

Date 8-17-2023

**City of Wadena  
Action Memorandum 23-78**

---

**ELECTRIC & WATER DEPARTMENT**

---

**TO** COUNCIL MEMBERS  
**FROM:** DAVID EVANS, UTILITY SUPERINTENDENT  
**SUBJECT:** ELECTRIC DEPARTMENT HYBRID VEHICLE  
**DATE:** 09/08/2023

---

ELECTRIC DEPARTMENT HYBRID VEHICLE PURCHASE TO ADD TO THE FLEET FOR USE BY EMPLOYEES WHEN TRAVELLING FOR SCHOOLS, RUNNING FOR MATERIALS AND ENERGY CONSERVATION CUSTOMER SITE VISITS.

PER SOURCEWELL BID CONTRACT:

<u>2024 Ford Maverick Hybrid Supercrew -</u>	<b>Final Price</b>	<b>\$39,149.14</b>
--	--------------------	--------------------

At this year's budget meeting the Council authorized the ordering of an additional hybrid fleet vehicle when the opportunity to order was available. The only hybrid vehicle that is available and fits within our budget is the Ford Maverick, so I don't have any other comparators. I am requesting the authority to order the 2024 Ford Maverick Super Crew Hybrid pickup from Sourcewell (National Auto Fleet Group). I would like to add some additional graphics advertising that we are a carbon free community and our energy conservation programs. The budgeted amount for this purchase is \$45,000.

Thank you for your time and consideration on this matter.  
David Evans  
Utility Superintendent

**Council Action:**  **Approved**  
 **Defeated**  
 **Amended:** \_\_\_\_\_



# National Auto Fleet Group

A Division of Chevrolet of Watsonville  
490 Auto Center Drive, Watsonville, CA 95076  
(855) 289-6572 • (831) 480-8497 Fax  
Fleet@NationalAutoFleetGroup.com

9/5/2023

Quote ID: 35519

Order Cut Off Date: TBA

David Evans  
City of Wadena  
Utilities  
1200 Sunnybrook RD  
Wadena, Minnesota, 56482

Dear David Evans,

National Auto Fleet Group is pleased to quote the following vehicle(s) for your consideration.

**One (1) New/Unused (2024 Ford Maverick (W8M) LARIAT FWD SuperCrew 121.1" WB 4.5' Box, )** and delivered to your specified location, each for

	One Unit (MSRP)	One Unit	Total % Savings	Total Savings
Contract Price	\$36,945.00	\$36,460.20	1.312 %	\$484.80
Tax (7.3750 %)		\$2,688.94		
Tire fee		\$0.00		
Total		\$39,149.14		

- per the attached specifications.

This vehicle(s) is available under the **Sourcewell Contract 091521-NAF** . Please reference this Contract number on all purchase orders to National Auto Fleet Group. Payment terms are Net 20 days after receipt of vehicle.

Thank you in advance for your consideration. Should you have any questions, please do not hesitate to call.

Sincerely,

Jesse Cooper  
Account Manager  
Email: Fleet@NationalAutoFleetGroup.com  
Office: (855) 289-6572  
Fax: (831) 480-8497



## Vehicle Configuration Options

ENGINE	
Code	Description
993	Engine: 2.5L Hybrid, (STD)
TRANSMISSION	
Code	Description
445	Transmission: Automatic Continuous Variable (CVT), (STD)
WHEELS	
Code	Description
648	Wheels: 18" Machined-Face Bright Aluminum, (STD)
TIRES	
Code	Description
T7Z	Tires: 225/60R18 A/S BSW, (STD)
PRIMARY PAINT	
Code	Description
YZ	Oxford White
SEAT TYPE	
Code	Description
6N	Desert Brown, ActiveX Trimmed Front Bucket Seats, -inc: 8-way power driver and 6-way manual passenger, front floor console w/eShifter, armrest and storage bin
ADDITIONAL EQUIPMENT	
Code	Description
63B	Front & Rear Molded Splash Guards (4-Piece)
942	Daytime Running Lamps (Non-Configurable)
85B	Removable Bed Mat
21D	Tonneau Pickup Box Cover - Soft Folding
76B	Rear Parking Sensors
OPTION PACKAGE	
Code	Description
500A	Equipment Group 500A Standard

## Standard Equipment

### MECHANICAL

Engine: 2.5L Hybrid -inc: auto stop/start technology (STD)

Transmission: Automatic Continuous Variable (CVT) (STD)

### EXTERIOR

Wheels: 18" Machined-Face Bright Aluminum (STD)

Tires: 225/60R18 A/S BSW (STD)

### AXLE RATIO

2.91 Axle Ratio

### ADDITIONAL EQUIPMENT

50-State Emissions System
Transmission w/Driver Selectable Mode
Front-Wheel Drive
45-Amp/Hr 390CCA Maintenance-Free Battery w/Run Down Protection
Regenerative 190 Amp Alternator
Class III Towing Equipment -inc: Hitch and Trailer Sway Control
Trailer Wiring Harness
1500# Maximum Payload
GVWR: 5,180 lbs
Gas-Pressurized Shock Absorbers
Front And Rear Anti-Roll Bars
Electric Power-Assist Speed-Sensing Steering
Single Stainless Steel Exhaust
13.8 Gal. Fuel Tank
Strut Front Suspension w/Coil Springs
Torsion Beam Rear Suspension w/Coil Springs
Regenerative 4-Wheel Disc Brakes w/4-Wheel ABS, Front And Rear Vented Discs, Brake Assist, Hill Hold Control and Electric Parking Brake
Lithium Ion Traction Battery 1.1 kWh Capacity
Regular Box Style
Spray-In Bed Liner
Steel Spare Wheel
Full-Size Spare Tire Stored Underbody w/Crankdown
Clearcoat Paint
Body-Colored Front Bumper w/Black Rub Strip/Fascia Accent
Black Rear Step Bumper
Black Side Windows Trim and Black Rear Window Trim
Body-Colored Door Handles
Black Power Heated Side Mirrors w/Convex Spotter and Manual Folding
Power Rear Window
Deep Tinted Glass
Fixed Interval Wipers
Galvanized Steel/Aluminum Panels
Grille w/Metal-Look Bar
Tailgate Rear Cargo Access
Tailgate/Rear Door Lock Included w/Power Door Locks

Trip Computer
Outside Temp Gauge
Digital/Analog Appearance
Rear Center Armrest
Seats w/Vinyl Back Material
Driver And Passenger Heated-Cushion, Driver And Passenger Heated-Seatback
Manual w/Tilt Front Head Restraints and Fixed Rear Head Restraints
2 Seatback Storage Pockets
Securilock Anti-Theft Ignition (pats) Immobilizer
Perimeter Alarm
2 12V DC Power Outlets
Air Filtration
Lane Centering
AdvanceTrac w/Roll Stability Control Electronic Stability Control (ESC) And Roll Stability Control (RSC)
ABS And Driveline Traction Control
Side Impact Beams
Dual Stage Driver And Passenger Seat-Mounted Side Airbags
Automatic Emergency Braking (AEB)
Collision Mitigation-Front
Rear Parking Sensors
BLIS (Blind Spot Information System) Blind Spot
Lane Keeping Alert Lane Keeping Assist
Lane Keeping Alert Lane Departure Warning
Driver Monitoring-Alert
Evasion Assist
Tire Specific Low Tire Pressure Warning
Dual Stage Driver And Passenger Front Airbags
Safety Canopy System Curtain 1st And 2nd Row Airbags
Airbag Occupancy Sensor
Driver Knee Airbag
Mykey System -inc: Top Speed Limiter, Audio Volume Limiter, Early Low Fuel Warning, Programmable Sound Chimes and Beltminder w/Audio Mute
Rear Child Safety Locks
Outboard Front Lap And Shoulder Safety Belts -inc: Rear Center 3 Point, Height Adjusters and Pretensioners
Back-Up Camera

**City of Wadena  
Action Memorandum 23-80**

**Subject:** Public Works Director, Interim Pay for Class A Wastewater License

**From:** Kim Schroeder, City Administrator

**Agenda of:** September 12, 2023

**Background Information:**

Wadena’s wastewater operations require a Class A wastewater operator license. With a recent resignation and open wastewater operator position, Kovar is fulfilling the Class A requirement. Public Works Director Dan Kovar carries a Class A license; however, the director position does not require this.

**Action Requested:**

During the continued search for a candidate to fill the wastewater operator position, it’s recommended to provide Kovar interim compensation of \$2.00 per hour, effective August 1, 2023, until operator position is filled.

**Council Action:**  **Approved**  
 **Defeated**  
 **Amended:** \_\_\_\_\_

**City of Wadena  
Action Memorandum 23-81**

**Subject:** Finance Director Position

**From:** Kim Schroeder, City Administrator

**Agenda of:** September 12, 2023

**Background Information:**

Lloyd Lanz has provided notice of retirement effective February 29, 2024.

As a proactive approach, it's recommended to advertise and allow time to hire and train a new hire. Advertising and interviews would occur September/October with a timeline to hire November/December. Allowing the opportunity and training period of 3 months to oversee month, quarter, year end, and start of the audit processes.

The new hire and pay will be brought to the council for formal approval at a later date.

**Action Requested:**

Approve advertising, timeline, and training period for a Finance Director new hire.

**Council Action:**  **Approved**  
 **Defeated**  
 **Amended:** \_\_\_\_\_

**City of Wadena  
Action Memorandum 23-82**

**Subject:** David Drown Associates (DDA) Proposal for Job Classification and Compensation Study

**From:** Kim Schroeder, City Administrator

**Agenda of:** September 12, 2023

**Background Information:**

With recent resignations, questions have been raised about why employees are leaving, with the staff's answer being pay.

During new hire replacements, staff have been making requests for pay to be placed at steps higher than the start step. We're aware that new hires are coming in with wages exceeding Wadena's start, and step 1 wages.

It's recommended the city performs a classification and compensation study. This will not only allow the city to become an attractive employer once again, but also potentially adjust current wages retaining current employees.

In speaking with most department heads, it's our assessment that job descriptions will not need to be reviewed or adjusted. However, department heads can perform another review and speak with their employees to see if there are any necessary changes.

As far as I understand, it's been multiple years since the city has performed either a classification or compensation study. The city also doesn't have a traditional pay grid system in place.

DDA's proposal provides 5 options. In speaking with Tessia Melvin, it's my recommendation to proceed with option 2, compensation study/market analysis and establish compensation system (pay grid).

Job descriptions will be point valued based on the following:

- Know How
- Problem Solving
- Accountability
- Working Conditions

Tessia Melvin will be available by phone call Tuesday evening to answer any questions.

**Action Requested:**

Approve Option 2 of David Drown & Associates proposal, Compensation Study/Market Analysis and Establish a Compensation System (Pay Grid) totaling \$12,225.

**Council Action:**  **Approved**  
 **Defeated**  
 **Amended:** \_\_\_\_\_



**DDA**

Human Resources, Inc.  
a David Drown Associates Company

**TO: KIM SCHROEDER, CITY ADMINISTRATOR, AND WADENA CITY COUNCILMEMBERS**

**FROM: DR. TESSIA MELVIN, DDA MANAGEMENT CONSULTANT**

**DATE: SEPTEMBER 8, 2023**

**SUBJECT: CLASSIFICATION AND COMPENSATION STUDY**

---

The City of Wadena is considering a market analysis. Part of this analysis is to review benchmark community wages. The following cities are recommended for the City of Wadena:

Aitkin	Long Prairie
Arlington	Melrose
Barnesville	Olivia
Breckenridge	Park Rapids
Granite Falls	Perham
Hawley	Staples

Dr. Tessia Melvin, DDA Management Consultant

[tessia@daviddrown.com](mailto:tessia@daviddrown.com)

# CITY OF WADENA



**SERVICE PROPOSAL**  
**JULY 6, 2023**  
**DR. TESSIA MELVIN**

---

# EXECUTIVE SUMMARY

July 6, 2023

Kim Schroeder, City Administrator  
City of Wadena

**RE: Proposal for Job Classification and Compensation Services**

Dear Mr. Jerabek:

Thank you for the opportunity to submit this proposal to the City of Wadena. Based on our experience with the type of work outlined in the proposal, we are confident our experience and expertise will allow us to address your needs, goals and exceed your expectations.

Three major factors distinguish DDA Human Resources from other providers:

- All our employees come with years of public sector experience. We specialize in government, and we know first-hand the challenges of managing public sector compensation. This helps us deliver practical, workable solutions.
- We believe that classification and compensation can and should be managed as a practical, common-sense process – not as some theoretical or statistical exercise in regression analysis. We will help you design a compensation system that is technically solid and one you understand. We measure our effectiveness as a consulting firm not by studies completed, but by studies that are **actually implemented**.
- We think a compensation should be actively managed as an ongoing program – not neglected and then fixed with a major compensation study like this. With proper on-going maintenance support, major disruptive and expensive compensation studies are unnecessary. We are pioneers in providing ongoing maintenance solutions.

Our firm's goal is to be known as the best human resources consultant in Minnesota. There is only one way to get there – by delivering exceptional service. We will do our very best to earn your trust, your respect, and your future business.

Our success has been driven by utilizing staff that is experienced and well-trained in government planning, human resources, payroll, compensation systems and market analysis. We understand that each client has a specific project scope. We will customize our approach with our attention to detail, collaboration with your staff, transparent and customized communications. Our overall project approach provides efficient and effective outcomes and sets ourselves apart in our ability to value your organization.

## **Involvement with Personnel**

Our approach to this project is to engage staff to ensure that we have an understanding of the project, each individual's role in the project, overall expectations and needs and deadlines. Throughout the project, there will be periodic meetings with staff, Project Team, Working Committee and other groups as needed to share information, solicit input and provide updates. We believe communications is important and will customize a plan that suits the organization. Your internal staff and leadership are key to truly understanding your organization and developing solutions that can be implemented.

## **Commitment to Meet Your Needs**

We assist all our clients in implementing a solution that works. In order to do that, we will do the following for you:

- Present a clear project plan.
- Use portal technology to share and collaborate documents.
- Provide an environment that solicits and welcomes ideas and strategies from the employees and designated teams.
- Present recommendations in a clear, concise manner. We use non-technical terms and examples to gain employee buy-in.
- Respond to project team needs in a timely manner.

We have included cost for each option for 40 positions, as follows:

<b>Option</b>	<b>Services</b>	<b>Total Cost Not to Exceed</b>
1	Compensation Study/ Market Analysis	\$8,225
2	Compensation Study/ Market Analysis Amend or Establish Compensation System	\$12,225
3	Compensation Study/ Market Analysis Amend or Establish Compensation System Implementation Analysis and Strategy for Compensation	\$16,225
4	Ongoing Maintenance	\$8,150 per year
5	Full Classification and Compensation Study	\$24,475

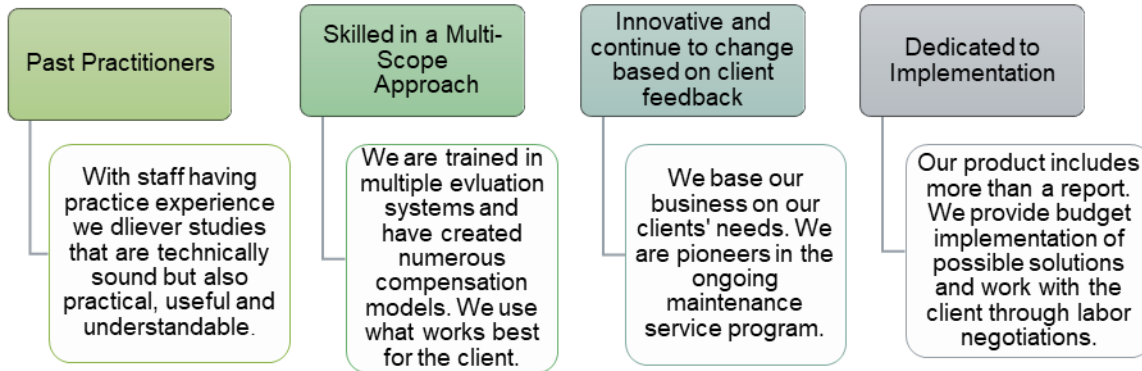
---

## **Contents of Proposal**

- Our Firm and Qualifications
- Our Philosophy for Compensation and Classification Studies
- Our Service Team
- References
- Project Plan and Timeline
- Project Investment
- Our Clients
- Our Offices

# OUR FIRM AND QUALIFICATIONS

Our parent company, David Drown Associates, Inc. has provided consulting services to over 450 units of government across Minnesota since 1997. Over these years, DDA Human Resources staff has gotten to know government well and we continually strive to keep our services practical, useful, and up to date. Our history and corporate culture have grown from an honest desire to serve public sector clients in a practical and common-sense manner. We are not your ordinary consultant. The DDA Human Resource difference is:



In addition to our work with various cities, counties and government entities, we partner with organizations that include League of Minnesota Cities, Association of Minnesota Counties (AMC) and Pay Equity. As part of our work with AMC, we provide the Technical Human Resource Program. And we have teamed up with Pay Equity to help educate entities on reporting, classifications, and compliance.

## Other Services We Provide

### Executive Searches

Our approach to conducting executive searches is a simple one. We want to find the best fit for your organization. This is accomplished by listening to what you are saying and building the entire search process off that foundation. We strive to gather a significant amount of background information so, when the elected body ultimately approves moving forward with the search, we will have fully encapsulated your expectations.

### Organizational Analysis

Creating an organizational structure that maximizes service effectiveness is challenging. In order for the City or County to function in a lean, efficient manner, there must a structure in place to capitalize on the organization's most valuable resource – the people.

### Multi-Agency Services

Cities and Counties continue to face financial challenges created by a growing list of mandates and service expectations and a contraction of available financial resources. This dilemma can sometimes be solved by creating service partnerships with other units of government. We have experience evaluating options and providing a path forward for specific services or large parts of the organization.

We approach compensation study work as a practical, common-sense process  
 – not as some theoretical or statistical exercise in regression analysis.  
 We collect information, analyze it,  
 and communicate our findings in simple understandable ways.  
 Our honest goal is to help you design a compensation system  
 that is technically solid, is one you actually understand,  
 and one that works better than what you have now.  
 We measure our effectiveness as a consulting firm not by studies completed,  
 but by studies that are **actually implemented**.  
 We do this through customizing your competitive pay philosophy.

DDA's proprietary compensation model incorporates the latest data on competitive market conditions with data on your organization. Using this model, we can calibrate and compare your current wage ranges with the market and provide trend lines clearly showing how your wage scales stack up. You will have the information you need to make informed decisions.



- Internal Indicators**
- Benefits
  - Incentives
  - Healthcare
  - Retirement
  - Vacation/ Sick time
  - Work Balance
  - Flexibility
- External Indicators**
- Benchmarks (size, tax capacity, services, etc.)
  - Level of Responsibility
  - Reporting Relationships
  - Experience Required
  - Size of Organizations
  - Organizational Structure
  - # of Employees Supervised

# OUR PHILOSOPHY FOR COMPENSATION AND CLASSIFICATION STUDIES

Government is in the service delivery business, and quality service requires quality employees. An effective compensation system will help you attract and keep talented employees. Likewise, an out-of-date or ill-conceived compensation system will produce turnover and hamper efforts to recruit quality replacements.

In the real world of limited resources, government is increasingly expected to do more with less. Accordingly, a community’s pay philosophy must strike a reasonable balance between a desire to pay your good employees well to retain their good services, while at the same time controlling costs to keep faith with the taxpayers. Designing a pay system is not easy, every community is different, and a “one size fits all” approach seldom produces a good result.

We approach compensation study work as a practical, common-sense process – not as some theoretical or statistical exercise in regression analysis. We collect information, analyze it, and communicate our findings in simple understandable ways. Our honest goal is to help you design a compensation system that is technically solid, is one you actually understand, and one that works better than what you have now.

As we work with you to build the best compensation system for your community, we keep four very practical objectives in mind:

<p><b>Compensation and Benefits</b></p> <ul style="list-style-type: none"> <li>• Competitive to hire, retain, and motivate qualified employees</li> </ul>	<p><b>Internal Equity</b></p> <ul style="list-style-type: none"> <li>• Satisfy MN Pay Equity Requirements</li> </ul>	<p><b>Positive and Transparent</b></p> <ul style="list-style-type: none"> <li>• Be open and fair to employees, managers and unions</li> </ul>	<p><b>Customized</b></p> <ul style="list-style-type: none"> <li>• Establish a pay philosophy based on your organization</li> </ul>
---	--	---	--

DDA Human Resources believes your compensation and classifications systems should be based on:

1. Updated job descriptions
2. Market Competitiveness set by a decided pay philosophy
3. Pay Equity

**A compensation program** is a structured pay plan that is used to:

- Assist in the attraction of the most qualified professionals available.
- Retain talented employees.

**A pay plan** is developed through:

- Job descriptions
- Pay equity of job descriptions (hierarchy of jobs)
- Market analysis of base pay
- Market definition influenced by industry, size, geographic location, and tax capacity
- Pay philosophy

**Compensation/pay philosophy** is set by the Board:

- Influenced by industry, size, geographic location and tax capacity
- Includes objectives and statement of where organization wants to be in relation to market

## OUR FIRM AND QUALIFICATIONS

DDAHR maintains a staff of 10 individuals. We also maintain relationships with several independent consultants in key specialty areas. Here is the Team we have assembled for your project:

### Dr. Tessia Melvin –Department Head

Tessia heads the compensation and classification (C&C) services area of DDAHR. Over the past six years, Tessia has served as lead analyst on over 65 separate C&C engagements with Minnesota communities. She brings to the position nearly 13 years of diverse service to city and county government. As a City Administrator in Maple Plain, Minnesota, Tessia drafted five-year budgets, capital improvement plans, infrastructure improvement plans, and led strategic planning program. Working in Dakota County, Minnesota, Tessia provided leadership training, managed their performance management system, and worked with compensation and benefits. Dedicated to local governments and continued learning, Tessia earned her doctorate in Public Administration.



### Mark Goldberg, MA-HRR – Principal Consultant

Mark Goldberg is a Principal Consultant with the firm. Mark's experience is broad and deep. He has held a variety of compensation leadership positions in media, high tech, manufacturing, local government organizations and the University of Minnesota. In addition, Mr. Goldberg has over 6 years of experience consulting with major public sector organizations around the country with a focus on project in Minnesota such as Koochiching County, the city of Red Wing and the City of Aitkin. He has a master's degree in industrial and labor Relations from Cornell University and a bachelor's degree in human resource administration from Muhlenberg College.



### David Drown – Technical Support

David is the founder and owner of DDA. David will lend his technical and statistical expertise to the team to manage the collection and analysis of market data, help calibrate your compensation plan, and calculate budget impacts. David received his undergraduate degree in civil engineering and served in local government as a registered civil engineer early in his career. He also holds an MBA in finance from the Carlson School of Management and has served as a finance and economic development consultant to numerous cities and counties across the State.

### Kelly Jones – Technical Support

Kelly received his Bachelor of Arts degree in Psychology and his Master of Science degree in Industrial and Organizational Psychology from Saint Cloud State University in Saint Cloud, Minnesota. Prior to entering the field of compensation, he served as a project coordinator and talent management specialist for Sleep Number and Robert Half. Kelly has spent the last 3 years as a technical analyst and compensation consultant, while assisting dozens of Cities and Counties across the United States with their compensation and classification needs. His work will be primarily focused on data collection and analysis, while also assisting the DDA team with any ongoing project needs.

### Tom Blakesley – Technical Support

Tom is the newest member of the DDA team. Prior to joining DDA, Tom worked extensively in client/customer relations. He also brings experience in working with and analyzing business data in the private sector. He will be primarily working on data collection and analysis and providing a great deal of the initial groundwork and research for classification and compensation studies.

## Supporting Team Members (*Our Bench*)

### Melanie Ault

Melanie Ault brings to DDAHR over 20 years of experience leading Minnesota county human resources and labor relations operations with additional experience at the city, regional, and state levels. Melanie joined DDAHR in 2017, after serving as Washington County’s HR Director. You might recognize her by her passion for examining pending legislation and its ramifications for the public sector. Melanie holds BA, MAPA, and JD degrees, with further education in public administration. She is an avid supporter of professional organizations, serving on the state and national levels. She loves making new connections and looks forward to helping you find answers and ideas. Melanie is one of our AMC Human Resources Technical Assistance Program staff.

### George Gmach

George has been doing classification and compensation study work in Minnesota for 30 years. He worked with the Stanton Group for 12+ years with management responsibility for salary and benefit surveys and compensation consulting. His experience has crossed multiple industries and included private, non-private and public sectors. George also worked at Employers Association and its successor for 16 years. During his career, he has designed and conducted several hundred compensation and benefit surveys and has implemented multiple compensation programs in large and small organizations across all sectors. He designed and modified job evaluation systems and implemented them in the public sector. He has worked with the Minnesota Pay Equity Statutes since their inception. In addition, he is a military veteran who served as a combat medic in Vietnam.

## REFERENCES

### Reference #1: City of Mankato, Minnesota

Contact: Gwen Campbell, Communications and HR Manager  
 952-443-4230  
[gcampbell@ci.victoria.mn.us](mailto:gcampbell@ci.victoria.mn.us)

Contract dated: May 15, 2019 – completed October 2019, we continue to provide ongoing maintenance

Scope of Services: *This was a full-service class and comp study for a rapidly growing suburban community. We updated all job descriptions including several new job titles; classified all job titles using DDA’s JET system, completed a market analysis of 14 benchmark communities (93% participation) and 5 “spotlight communities”, evaluated two alternative salary plans with pay ranges calibrated at 100% of benchmark averages, and provided an implementation plan with employee-by-employee grade/step assignments and a calculation of budget impact. Victoria says they plan to enroll in DDA’s ongoing service program.*

### Reference #2: City of Fridley, MN

Contact: Becca Hellegers, Employee Resources Manager, 763-572-3507,  
[Becca.Hellegers@FridleyMN.gov](mailto:Becca.Hellegers@FridleyMN.gov)

Contract Dated: February 2020 – December 2020, they have entered an ongoing maintenance contract with us

Scope of Services: *DDA was originally engaged to complete a market study only of wages paid to 97 position descriptions. The work plan was expanded to have us perform a full classification and compensation study for all positions, classifying all jobs and designing a new pay plan for the City.*

**Reference #3: City of Golden Valley, MN**

Contact: Kirsten Santelices, HR Director  
763-593-3989  
[ksantelices@goldenvalleymn.gov](mailto:ksantelices@goldenvalleymn.gov)

Contract Dated: January 2020 – completed December 2020, we continue to provide ongoing maintenance

Scope of Services: *All job titles were reclassified using the JET evaluation system, and several employee challenges were reviewed and resolved. Market wage study revealed that the current pay plan wages averaged about 5% below the benchmark average. We developed a new pay plan with expanded steps, reviewed several approaches for implementation, and ultimately arrived at a plan that worked within the City's limited budget.*

**Reference #4: Rochester, MN**

Contact: Leena Murphy, Senior HR  
507-328-2561  
[lmurphy@rochestermn.gov](mailto:lmurphy@rochestermn.gov)

Contract Dated: October 2021 for ongoing maintenance

Scope of Services: *This is an example of a client engagement with a scope of services looking to maintain their current classification system. We learned a new classification system, their job positions and are able to maintain their pay philosophy, job descriptions and maintain competitive pay without having to complete an entire study.*

# PROJECT PHASE

## Project Orientation

The first step of the project is to review and analyze data provided by the client. This includes any existing job description, job evaluation system, policies, pay philosophies and pay strategies, current compensation model, pay equity and any other data the client has available. We will discuss strengths and weaknesses of the current compensation and classification systems and identify possible barriers to implementing and maintain change.

- Project Administration: Meeting with Project Team to develop and confirm detailed project schedule and review system history/materials.
- Define Communication Strategy: Partner with the client to design a communication strategy that combines best practices in the industry with practical applications and tools. Create necessary stakeholder teams to assist with communication (Project Team, Working Committee, etc.)
- Employee Orientation Sessions (optional): Conducted virtually, with one session recorded so any employee who is unable to attend can see the information presented.

After this review, we will meet with the client to discuss project expectations, define strategic goals and objectives, identify current challenges and discuss timeline.

## Position Review

Using the client's existing job descriptions and Job Evaluation system, our team will conduct a review and analysis of the overall compensation structure with a focus on:

- Opportunities for improvement or areas of risk
- Alignment of compensation and performance with management philosophies
- Identification of current or potential pay compression, pay equity, or bargaining issues
- Identification of any ADA, FLSA and other State and Federal Requirement concerns
- Identification of job classification and industry mismatch.

We have worked with a variety of job evaluation systems and is experienced in many compensation models. This phase of the project will include meeting with leadership to understand and discuss any noted recommendations and identified challenges moving to the next phase of the project.

## Labor and Market Analysis

We will work with Project Team to confirm the labor market and identify comparable organizations and gather data from various sources.

We will utilize the data that we have collected from around the state, supplemented by additional survey sources to provide updated and accurate wage information.

- If we do not have data from a particular entity selected by the City/County, we will reach out to that organization and ask them to provide us with a current roster.
- We will collect detailed wage information on *all jobs* that you have in common with these communities – not just a selected list.
- We will organize the results of this analysis using a series of graphs and charts that are designed to clearly show how your current pay ranges and wages compare to those of benchmark entities. This is the information needed to develop of a pay

---

structure that balances both internal and external equity and assures compliance with State Pay Equity Compensation Standards.

## Pay Grid Calibration

All compensation and market adjustment recommendations will be evaluated to calculate reliable implementation costs. We will provide 2 recommendations.

- We will provide recommendations and options for either an adjustment of your existing compensation plan, or a replacement plan that produces a better match with your compensation philosophy.
- We will fine tune the plan to establish fair and equitable compensation relationships within and outside the organization that are workable within a union and non-union environment.
- We will provide system testing to assure that any option proposed will comply with the State's pay equity standards and Federal requirements.

## Implementation Cost Analysis

All compensation and market adjustment recommendations will be evaluated to calculate reliable implementation costs.

- We will outline transition options and next steps/costs.
- We will evaluate the cost/budget implications of up to two (2) alternative implementation strategies that consider your current budget constraints.

## Final Documents and Systems Presentation

All documents will be reviewed with the Project Team in draft format before finalization and distribution. Final reporting will include comprehensive findings, recommendations, description of methodology, data analysis and resources to maintain classification and compensation changes.

- Quality Assurance: DDA HR conducts quality assurance reviews and provides the draft report to the County for review and feedback.
- Final Report: DDA HR discusses consolidated feedback from the County and finalizes the report and communications plan.
- Guidelines and Policies: DDA HR provides the Project Team with compensation administrative guidelines and policies aligned with the updated/new system for review.
- Two draft revisions with Project Team and in person presentation to Council and related travel time and mileage.

# ADDITIONAL SERVICES

## Job Classification

Job classification is a series of decisions about how a position is valued within an organization. Each factor requires a decision as to how the job under consideration will be rated using levels that are increasingly complex and of great impact, frequency, or quantity. We look at the job rather than the employee.

- Job Evaluation: DDA HR will use the existing system or new system to evaluate all jobs using the information gathered from the PDQs.
- Job Classification Appeal Process: Once jobs classifications are completed, employees and supervisors will review. If changes are needed, they will complete a Job Classification Appeal Form.
- DDA will review appeals and work with Project Team and employees to create consistent results.
- Review Fair Labor Standards Act (FLSA) Designations: DDA HR will review exempt and non-exempt designations to ensure they are appropriate for classifications and make recommended changes, where appropriate.

## Job Description Re-Write

- Position Analysis Questionnaire (PAQ)- DDA will work with you to design a PAQ that reflects your needs. We have several versions to customize your needs.
- We will distribute a position analysis questionnaire (PAQ) to all employees and their supervisors, asking them to outline all the important requirements for and duties of the job.
- DDA write job descriptions in newly designed and approved job description template.
- Employees and supervisors will be asked to review the new job descriptions, and we will guide a controlled process for employees to appeal the content of descriptions before they are finalized.
- Addition job descriptions may be added to provide for internal promotional opportunities, or jobs may be consolidated to make administration easier.
- Job Description Appeal Process: Once jobs descriptions are completed, employees and supervisors will review. If changes are needed, they will complete a Job Description Appeal form.
- DDA will review appeals and work with Project Team and employees to create consistent results.

## Ongoing Maintenance

This exclusive DDA Human Resources, Inc. program is designed to eliminate the need for large classification and compensation study every 4 to 6 years. Services include everything needed to keep a freshly updated compensation plan perpetually current. We find that over half of larger communities who have completed a compensation study with DDAHR have opted to convert to this management approach. Our ongoing maintenance scope generally includes a three-year commitment and includes the following services:

- We review, update and reclassify as necessary 1/3 of job descriptions annually.
- We annually update a market analysis of wages with benchmark communities and suggestion changes to pay plan as necessary to remain in tune with the market.
- For any new jobs or changed jobs, we will write and classify the position for placement in the compensation system.

- We will complete and submit a pay equity report every three years or when otherwise required.
- If desired, we will handle data input of wage data into the LMC/AMC salary system.

We will provide budget support by:

- Recommending an adjustment to your Pay Plan for the coming year based upon COLA and market factors.
- Preparing up to two (2) analysis of budget impacts of alternatives for wage adjustments.
- Making an annual presentation to the staff and/or selected group on the status of your compensation system.

## PROJECT INVESTMENT

THIS IS BASED ON UP TO 40 JOB POSITIONS

Project	Status	Estimated Completion
Caroline to send out current job description and Position Review Form this week	Employee and Supervisor complete	July 14
Caroline put PRF and current job descriptions in Sharepoint		July 14
Working Committee to approve benchmark list	Next meeting July 6 at 10 a.m.	July 6
Council to approve benchmark List	July 17 meeting	July 17
Market Analysis	Will begin July 6	July 18
Tessia to complete job classifications in Job Evaluation Tool		July 26
Project Team to review classifications		After July 26
Project Team to review new pay grid and cost implementation		August 16
Council to review Classifications, new pay grid, and cost implementation		August 21 meeting
Job Classification Appeals to employees		They have one week to complete with supervisor

Option	Services	Total Cost Not to Exceed	Estimated Timeline per Option
1	Compensation Study/ Market Analysis	\$8,225	4-6 weeks
2	Compensation Study/ Market Analysis Amend or Establish Compensation System	\$12,225	8-10 weeks
3	Compensation Study/ Market Analysis Amend or Establish Compensation System Implementation Analysis and Strategy for Compensation	\$16,225	10-12 weeks
4	Ongoing Maintenance	\$8,150	Ongoing work done annually
5	Full Classification and Compensation Study	\$24,475	20-24 weeks

## Our 80 City Clients

Aitkin	Henning	North Mankato
Audubon	Howard Lake	Norwood Young
Brainerd	Kasson	America
More Breezy Point	Lake City	Olivia
Brownton	Lake Crystal	Paynesville
Caledonia	Lake Elmo	Pequot Lakes
Cannon Falls	Lake Park	Pierz
Canton	Lakefield	Pillager
Clarks Grove	Lanesboro	Plymouth
Cold Spring	Lafayette	Preston
Crosby	Lester Prairie	Rochester
Deephaven	Little Canada	Rockville
Detroit Lakes	Mahnomen	Royalton
Dundas	Mankato	Sartell
East Grand Forks	Mantorville	Spring Valley
Eden Prairie	Maple Grove	St. Augusta
Edina	Mayer	St. Paul Park
Eyota	Medford	Staples
Fairfax	Medina	Thief River Falls
Fridley	Minneota	Thomsen
Gaylord	Minnetonka	Victoria
Glyndon	Minnetrissa	Wabasha
Golden Valley	Mora	Warroad
Granite Falls	New Richland	Watertown
Hanover	New Ulm	Waverly
Harmony	Nisswa	Willmar
Hawley	North St. Paul	Zumbrota

## Our 39 County Clients

Benton County  
 Big Stone County  
 Blue Earth County  
 Brown County  
 Cass County  
 Clay County  
 Cook County  
 Chippewa County  
 Dodge County  
 Douglas County  
 Faribault County  
 Fillmore County  
 Freeborn County

Goodhue County  
 Houston County  
 Hubbard County  
 Itasca County  
 Jackson County  
 Kandiyohi County  
 Koochiching County  
 Lac Qui Parle County  
 Le Sueur County  
 Mahnomon County  
 Martin County  
 Meeker County  
 Morrison County

Mower County  
 Murray County  
 Olmsted County  
 Polk County  
 Rice County  
 Rock County  
 St. Louis County  
 Swift County  
 Wabasha County  
 Wadena County  
 Waseca County  
 Wilkin County  
 Yellow Medicine County

## Our 31 Other Governmental Entity Clients

Brown County Soil and Water Conservation District  
 Carnelian marine St. Croix Watershed District  
 Criminal Justice Network Dakota County  
 Cook County Soil and Water Conservation District  
 Counties Providing Technology  
 Crow Wing County Soil and Water Conservation District  
 Detroit Lakes Utilities  
 East Regional Development Commission  
 Headwaters Regional Development Commission  
 Metro I-Net  
 Metro Cities Group  
 MN County Attorney's Association  
 MN Prairie County Alliance  
 MN Multi Housing Authority  
 Mower County Soil/Water Conservation District  
 Murray County Hospital  
 New Ulm Utilities  
 NW Minnesota HRA  
 Pipestone HRA  
 Pope Douglas Solid Waste Management  
 Prairie Lakes Municipal Solid Waste Authority  
 Region 4 Mental Health  
 Ric Rice and Steele 911 Center  
 Sourcewell  
 Southlake Minnetonka Police Department  
 Three Rivers Park District  
 Tri-Cap  
 Tri-County Community Corrections  
 Upper Valley Regional Development Center  
 Washington County Conservation District

## Our Offices

**Minneapolis** 5029 Upton Avenue S, Minneapolis, MN 55410  
**Otsego** 6954 Martin Farms Ave NE, Otsego, MN 55330  
**St. Paul** 1887 Montreal Avenue, Saint Paul, MN 55116  
**Stillwater** 6363 Jamaca Avenue North, Stillwater, MN 55082  
**Wayzata** 3620 Northome Avenue, Wayzata, MN 55391

**Wadena Public Works Department  
Department Head Meeting 9/6/2023**

**In the past month we have**

- Worked through the General Fund Budget for 2024.
- Cleaned up most of the weeds in the creek in Sunnybrook Park with the weed harvester and are ready to wash this piece of equipment up and put it away.
- Compiled a list of residential trees to be removed. Letters were sent out to the property owners.
- Fixed some city sidewalks and curbs around town.
- Mowed the low ground ditches and easements that are usually too wet to get through.
- Held interviews for the Mechanic/Maintenance position.

**In the next month we plan on**

- Patching potholes throughout town along with more crack sealing when the weather allows.
- Getting the Softball Complex ready for a scheduled tournament that will be held on September 15<sup>th</sup> through the 17<sup>th</sup>.
- Closing the wading pool and splash pad in the next couple of weeks and winterizing it.
- Removing dead trees on the boulevards and in the parks.

**SEWER DEPARTMENT**

1. I have been gathering information for the Sewer Fund 2024 budget.
2. The crew is still working on the annual sanitary sewer cleaning and plan to work on storm sewers when the sanitary is done. Extra cleaning was done to allow televising of the old line along HWY 10 West to confirm the need to replace the existing lines. This information will be sent to Bolton-Menk to review.
3. We have been working through the hiring process to fill the WWTP Foreman Position.

## PARK ADVISORY BOARD MEETING SUMMARY

August 7th, 2023

### **ROLL CALL**

Members present: Wade Miller, Dean Krogsted, Sara Ross, and Larry DeWald

Absent: Mike Pete, Terry Olson, and Sandy Black

Others present: Secretary Dan Kovar

The meeting was called to order at 5:00 pm by Chairman Sara Ross at Tapley Park.

### OLD BUSINESS

- The minutes from the July 10th, 2023, meeting was read, member Krogsted moved to accept, there was a second by Miller, motion carried.
- Folkestad Park was discussed and the Board plans to meet there next month to review members' comments. Roger Folkestad will also be invited so the Board can hear his thoughts about the park planning.
- The sledding hill bench donation outcome will be on the September meeting agenda.

### NEW BUSINESS

- A request was made to the Board to consider using the remnant pieces of the Rainbow Playset to be repurposed and placed back in Tapley Park. The board feels that for now they want to wait until the new playset is installed and see what needs there still may be in Tapley Park. They will revisit the topic in a year from now.

### OTHER DISCUSSTION ITEMS

1. The Board would like to spend time this winter at their monthly meeting looking at creating a Capital Improvement Plan for all the parks in the city.
2. At the September meeting the Board will need to make plans to get volunteers organized to complete the setup of the new playset in Tapley Park. In the meantime, Secretary Kovar will contact the Lions and Rotary to see if there is interest in assisting the set up.

Submitted by: \_\_\_\_\_ Dan Kovar, Board Secretary

**NOTE: Next meeting is scheduled to be held on Monday, September 11<sup>th</sup>, 2023, at Folkestad Park**

# City of Wadena Regular Planning Commission Minutes August 29, 2023

## 1) Call to Order and roll call.

The City of Wadena Planning Commission held a meeting on Tuesday, August 29, 2023. Chair Tom Angier called the meeting to order at 5:40 p.m.

Planning Commission members present: Tom Angier, Dan Sartell, Marlin Martin, and Steve Roth

Not In Attendance: Dana Damm

Others in Attendance: Dean Uselman - Planning & Zoning Director

Guests: via ZOOM – Stephen Harrison, Bergmann Engineering, Civil Engineer for the project

## 2) Approve 5/30/23 meeting Minutes.

### **Main Motion: Approve 05-30-23 Minutes.**

Moved by:	Martin
Seconded by:	Roth
Action:	Approve Minutes
In favor:	Sartell, Martin, Roth, Angier
Opposed:	None

## **NEW BUSINESS**

### 3) Public Hearing – CUP Holiday Stationstores, LLC

Angier opened the meeting with the hearing for Conditional Use Permit for Holiday Stationstores, LLC and deferred to Uselman. Uselman explained the application for Holiday Stationstores, LLC to be able to install diesel fuel pumps under a fuel canopy and underground diesel and diesel exhaust fluid tanks. Dean explained that they are located in the CB or Central Business and that a CUP is required under City Code 152.28 it is a requirement for this type of business in the CB zoning district.

Uselman went on to read into the minutes the findings of fact:

1. The property is located in a CB Zoning District.
2. This would be an expansion of a conforming business.

3. The proposed use is allowed in CB, with a CUP.
4. The proposed use will not alter the character of the vicinity.
5. The proposed location will be paved and landscaped, reducing dust and sediment run-off.

Uselman went on to say that staff supports a recommendation to the City Council to approve the CUP as requested, conditional upon approval and permitting by MNDOT and obtaining a Land Use & Zoning and Sign Permits from the City of Wadena.

Stephen Harrison, Bergmann Eng., Project Manager was introduced via Zoom. After some technical issues, the meeting continued via phone with Stephen Harrison and Marco Ortega from Bergmann for Holiday Stationstores LLC. Mr. Harrison reiterated that this expansion would, as stated above, clean up the area and hide the track location and reduce the dust and parking in the back and add high-speed diesel. The timeline was explained as hoping to begin with construction in spring of 2024. Uselman then asked if there were any other questions from board members. No members of the public attended the meeting and Uselman did introduce that one response was received from the mailing to surrounding properties. and this was “in Favor of” the project for business progress. Uselman did explain that MNDOT did request a copy of the site plan and explained that this was a Public Hearing to address the fact that they need a CUP for the location of the fuel service and that any access issues would need to be taken care of with MNDOT at a separate meeting. At this time the following motion was given.

**Main Motion: Recommend approval to the City Council to add additional high speed diesel fuel pumps, underground storage tanks and canopy.**

Moved by:	Sartell
Seconded by:	Martin
Action:	Motion Carried
In favor:	Sartell, Martin, Roth, Angier
Opposed:	none

Uselman stated that this will now go to the City Council on September 12, 2023 for the final approval.

**UNFINISHED BUSINESS**

**4) None**

**5) Set Date: Next Meeting –**

**Next Meeting Date:** September 26, 2023, at 5:30 pm - **IF NEEDED**

**ADJOURNMENT**

**Main Motion: Adjourn at 5:46 p.m.**

Moved by:	Roth
Seconded by:	Sartell
Action:	Adjourn
In favor:	Sartell, Martin, Roth, Angier
Opposed:	none

---

Tom Angier, Chairman

---

Dean Uselman, Planning & Zoning Director

# Department Head Meeting

---

Utilities Department

September 6<sup>th</sup>, 2023

## Electric Items:

1. Incode 10 software update process is moving forward, starting the transition with the Financials section first.
2. TCHC utility easements need to be identified where we have infrastructure. Working on Utility needs for new expansion.
3. MN Power changes to the transmission feed for the City is not scheduled to be looked into for a couple of years.
4. Substation Generation feasibility first meeting with DGR is went well, determined to look at one location at the SE Substation unless they see any permitting issues (noise, air quality)
5. Electrical conduit for Folkestad's project with Arvig will continue next week and will take about 2 weeks to complete.
6. Crews have installed conduit from Birch Ave to Cedar NE for conversion to underground. This is part of the process to extend three phase to the Westley building. After Folkestad's project with pull in cable set transformers and cut over to the underground.
7. Directional bored conduit in for the cable replacement at 9<sup>th</sup> and King SW, will pull in new cable and cut in additional transformer when done with conduit at Folkestad's and Birch project.

## Water Items:

1. TCHC water main easements need to be identified.
2. WTP SCADA system upgrade is still waiting on equipment, planning for completion by late fall.
3. Starting to finally rain, maybe a little break on water use for a bit.
4. Checking on Rate Study MN Rural Water had some personnel turn over and our study got lost in shuffle should have it soon and will need a little time to review before we present to the Council. Spoke with Jake Williams yesterday afternoon and he is tracking it down.

**Wadena Development Authority**  
**Department Head Meeting September 6, 2023**

- We have listed the school house and we hope to sell it soon, some interest but no offers yet.
- I'm working on solutions to the child care shortage in Wadena., and working on opening a center for up to 48 children in the old hospital. The IF is offering to pay up to \$10,000 for design work and I'm trying to get 2 more bids from design firms.
- Folkstad's East Addition construction is complete and the WDA will be meeting on Thursday to make decisions on marketing and other aspects of the development, including a ribbon cutting and public lot sale tentatively on October 2<sup>nd</sup>. I have been working with Jeff to get through all of the legal process prior to selling lots. We have some people interested in building single family homes, and Roach will start construction in late spring 2024.
- MMCDC is making plans to build another home and maybe 2, on their lots.
- Ongoing work on the SCDP Grant in all segments. A 1-year extension has been approved as grantees are having a hard time getting contractors to complete the work.
- Working with Jim Merickel on another Sr Housing unit location, possibly in the new development.
- Working with Dave Stormoen at Little Round Still to offer food in the tasting room.
- Working on new industrial park location options.
- Overland Group has once again cancelled their purchase agreement for a location in the Business Park.
- Working with Midco to lease space in the NW park for a small control building.
- Salsa Festival is September 16, they will need additional tables and trash receptacles, as well as barricades to close the street at Jefferson and 1<sup>st</sup> Street SW.

**Planning & Zoning**

- Held a public hearing for a CUP for the Holiday Station expansion.
- Finalizing the plat for Astera Legacy and will be getting signatures so it can be recorded.
- We are still looking for members for the Planning Commission. It has been very difficult to obtain a quorum for meetings.

**DEPARTMENT HEAD MEETING  
August 2023 Report**

PERMIT #	DATE	NAME	ADDRESS	VALUE	ZONED	FEE CHARGED	TYPE OF WORK DONE
<b>BUILDING PERMITS</b>							
23-3927	8/4/23	Moench, Tim & Danette Hodgden, Michael & Emily	122 2nd St SW	\$ 2,500.00	CB	\$ 100.00	To install additional 4' high chain link fence in rear yard.
23-3928	8/9/23		19 Emerson Av SE	\$ 2,400.00	R-2	\$ 100.00	To construct 170' of 6' high wood fence in rear yard.
23-3929	8/18/23	Murdock, Dale	1505 Jefferson St S	\$ 1,000.00	R-1	\$ 150.00	To construct a 12' X 20' addition to garage. (Void prior Land Use & Zoning 23-3913)
23-3930	8/22/23	Gravelle, John & Wendy Hanson, Beau	316 9th St SW	\$ 3,000.00	R-1	\$ 75.00	To construct a 16' X 32' roof over patio to rear of dwelling and construct an 8' X 13' storage shed to rear yard.
23-3931	8/23/23	Castillo, Maelvy	515 2nd St NW	\$ 2,000.00	R-2	\$ 100.00	To construct approx. 320' of 6' high wood fence in side and rear yard.
5			<b>TOTALS:</b>	<b>\$ 10,900.00</b>		<b>\$ 525.00</b>	
<b>VARIANCES</b>							
0			<b>TOTALS:</b>	<b>\$ -</b>		<b>\$ -</b>	
<b>CONDITIONAL USE</b>							
0			<b>TOTALS:</b>	<b>\$ -</b>		<b>\$ -</b>	
<b>SIGN PERMITS</b>							
0			<b>TOTALS:</b>	<b>\$ -</b>		<b>\$ -</b>	
<b>EXCAVATION PERMITS</b>							
1413	8/3/23	Arvig Const.	602 2nd St SW		R-2	\$ 75.00	Excavate in alley to install fiber.
1414	8/29/23	Midcontinent Comm.	1st St NW			\$ 310.80	Excavate on west side of 1st St NW From Greenwood Ave to Juniper.
2			<b>TOTALS:</b>	<b>\$ -</b>		<b>\$ 385.80</b>	
<b>OTHER</b>							

Planning Commission met on Aug 29 on the CUP for Holiday Stationstores LLC with a recommendation to approve.

**Wadena Police  
Department Head Meeting  
September 2023**

---

- ✓ Our opioid committee has finalized the criteria needed for entities/nonprofits wanting to request money from the county for a project. This will be presented to the Commissioners for approval in September.
  - ✓ We began another school year with our SRO. We had to cancel our contract with Freshwater Academies, but we will continue with WDC K-12, with advice and guidance from the LMC and our City Attorney. We did clarify a few things in our current contract, to assure we can be protected during this transition of new laws from the Legislature.
  - ✓ Two officers will be attending Taser Instructor Refresher class in Staples in September.
  - ✓ We have a unique opportunity through Sourcewell to have all of our officers attending a much needed training for a very low cost. The training, Breach Point, will have two time slots offered so all of us can attend without shorting coverage in town. Breach Point focuses on serving those who serve others. It will teach officers how achieve a balance with life and their career.
- 

In the month of August our department:

- Conducted **34** traffic stops
- Arrested **7** people
- Signed **5** criminal complaints
- Issued **27** citations

A total of 317 calls were handled for August.

# WADENA POLICE DEPARTMENT

## Calls For Service Activity August, 2023

09/01/2023

911 Hangup Call	1
Accident-Property Damag	14
Alarm	3
Ambulance Run (LE)	16
Assault	3
Assist Other Agency	19
Burglary	1
Call By Phone	17
Child Welfare	8
Convoy Or Escort	1
Damage To Property	1
Disturbance/Noise Comp	3
Dog/Animal Complaint	23
Domestic	3
Driving/Parking Complain	20
Fire	1
Fire/1st Response	1
Follow Up	1
Found Property	6
Harassment	5
Information	1
Intoxicated Person	1
Juvenile Trouble	7
Lost Property/Animal	1
Mental Health Assist	1
Motorist Assist	17
Other Calls	11
Permit Issued	1
POR Compliance Check	1
Property Watch	1
Public Assist	3
PUBLIC NUISANCE	1
SCAM	5
See Complainant	14
Special Service Detail	1
Stalled Vehicle	1
Stolen Or Wanted	5
Suspicious Activity	23
Test Activity	1
Theft Complaint	14
Threat	2
Traffic Control	1
Traffic Stop	34
Vulnerable Adult Maltreat	9
Weather Incident	1
Welfare Check	13

---

**Grand Total: 317**

## September 2023 Department Head

- Fall/Winter swim lessons have been scheduled for November and December, with registration opening the beginning of October.
- Membership is up 13 from last month. I anticipate it being a greater increase because of the MState student memberships.
- Quarterly maintenance was complete on all Matrix equipment (treadmills, cable machines, bikes, etc).
- Looking at starting to sell supplements (protein, bcaas, preworkout) at the Front Desk.
- Celebrate Silver (community resources vendor event geared towards seniors) is scheduled for September 23.